



BUSINESS, CONSUMER SERVICES, AND HOUSING AGENCY • GAVIN NEWSOM, GOVERNOR
Board of Vocational Nursing and Psychiatric Technicians
 2535 Capitol Oaks Drive Suite 205, Sacramento, CA 95833-2945
 Phone 916-263-7800 Fax 916-263-7855 www.bvnpt.ca.gov



MEMORANDUM

DATE	November 2, 2020
TO	Board Members
FROM	Shelley Brown, Manager Licensing Division
SUBJECT	Licensing Division Report

STAFFING UPDATE:

Since the last Board Meeting, we filled two vacant positions in the Licensing Division including a new Supervising Program Technician II and one Program Technician II. The Supervising Program Technician II position was filled by an internal candidate, leaving us with one Program Technician II vacancy. Interviews were recently conducted for a new Staff Services Analyst position and we will move forward with interviews for the remaining Program Technician II position as soon as we confirm a viable candidate pool. We hope to have both vacancies filled by December.

Due to the ongoing COVID-19 pandemic, most Licensing Division staff continue to telework and are on-site only to drop off and pick up files and correspondence. Limited staff remain on-site providing cashiering and front counter services. On-site staff observe safety practices such as social distancing, hand washing, and the use of hand sanitizer and Clorox wipes. Gloves are available, especially when handling cash/cards. Licensing staff is doing an outstanding job during these unprecedented times.

CE AUDIT UPDATE:

CE audits continue to be suspended by the Governor’s Executive Order N-39-20, which includes a temporary waiver of the continuing education requirement for individuals whose active licenses expired between March 31, 2020, and May 29, 2020, and extended to include licenses that expire between May 30, 2020, and December 31, 2020. We will reevaluate the CE audit program with the Licensing and Evaluation Committee at the beginning of 2021 and provide discussion highlights at the February 2021 Board meeting. Please note that the CE audit is not required in code and regulations.

LICENSING STATISTICS:

The Licensing Division Statistical Data – Executive Summary is included with the Board materials. These comprehensive Licensing statistics cover activity from January 1, 2017 through September 30, 2020.

Public counter traffic continues to remain low with an average of 68 visitors a month, whereas during the same time one year ago we received, on average, 185 visitors a month to the public counter. Incoming telephone calls increased 16 percent from the last quarter and callers assisted remained steady at 91 percent. Licensing Division staff have

been doing an amazing job during the ongoing COVID-19 pandemic assisting callers while working from home.



**BOARD OF VOCATIONAL NURSING
AND PSYCHIATRIC TECHNICIANS**

**Licensing Division
Statistical Data**

January 1, 2017 through September 30, 2020

Executive Summary

**BVNPT Licensing Division Statistics
January 2017 through September 2020
Vocational Nurses and Psychiatric Technicians**

VN Examination Request Received

Month	Total 2020	Total 2019	Total 2018	Total 2017
Jan	474	439	576	449
Feb	759	563	654	648
Mar	511	499	600	691
Apr	627	519	679	504
May	764	884	892	893
June	792	543	489	590
Jul	663	616	531	535
Aug	774	867	609	900
Sep	795	617	563	603
Oct		556	653	642
Nov		565	590	491
Dec		662	858	770
Total	6,159	7,330	7,694	7,716

PT Examination Requests Received

Month	Total 2020	Total 2019	Total 2018	Total 2017
Jan	65	55	74	68
Feb	27	16	15	15
Mar	3	9	11	8
Apr	16	6	3	3
May	42	90	60	81
June	13	42	13	5
Jul	16	33	47	79
Aug	63	52	65	50
Sep	15	35	55	55
Oct		9	12	9
Nov		7	11	8
Dec		68	110	116
Total	260	422	476	497

VN Examination Retakes Received

Month	Total 2020	Total 2019	Total 2018	Total 2017
Jan	356	292	448	419
Feb	311	328	420	414
Mar	396	462	453	514
Apr	450	394	421	388
May	389	376	433	454
June	348	332	378	390
Jul	389	337	363	405
Aug	426	346	700	423
Sep	408	321	409	437
Oct		310	422	401
Nov		289	331	375
Dec		232	301	330
Total	3,473	4,019	5,079	4,950

PT Examination Retakes Received

Month	Total 2020	Total 2019	Total 2018	Total 2017
Jan	24	19	28	30
Feb	12	20	32	27
Mar	18	29	29	35
Apr	22	27	35	34
May	25	23	24	32
June	15	17	35	31
Jul	29	18	26	26
Aug	13	21	51	33
Sep	24	28	30	17
Oct		15	29	34
Nov		28	23	22
Dec		15	21	23
Total	182	260	363	344

VN Interim Permits Issued

Month	Total 2020	Total 2019	Total 2018	Total 2017
Jan	1	8	20	15
Feb	1	9	15	14
Mar	0	5	14	9
Apr	8	4	10	15
May	19	7	18	16
June	19	14	11	17
Jul	8	5	15	18
Aug	7	5	20	17
Sep	10	14	11	28
Oct		2	13	7
Nov		0	3	11
Dec		1	12	16
Total	73	74	162	183

PT Interim Permits Issued

Month	Total 2020	Total 2019	Total 2018	Total 2017
Jan	0	0	0	0
Feb	0	0	0	0
Mar	0	0	0	0
Apr	0	0	1	0
May	0	16	3	0
June	10	0	0	0
Jul	2	1	3	0
Aug	0	1	0	0
Sep	0	0	0	0
Oct		0	0	0
Nov		0	0	0
Dec		0	11	0
Total	12	18	18	-

VN Examination Results

Month	Total 2020	Total 2019	Total 2018	Total 2017
Jan	608	753	662	656
Feb	702	835	661	772
Mar	492	838	913	1179
Apr	568	807	850	773
May	769	796	919	863
June	903	761	858	916
Jul	1,056	902	984	941
Aug	1,008	835	969	952
Sep	1,094	849	818	916
Oct		989	831	889
Nov		734	781	803
Dec		754	843	758
Total	7,200	9,853	10,089	10,418

PT Examination Results

Month	Total 2020	Total 2019	Total 2018	Total 2017
Jan	36	40	40	42
Feb	37	85	49	44
Mar	37	35	85	49
Apr	29	42	97	77
May	47	41	62	68
June	37	42	50	55
Jul	53	62	60	75
Aug	54	70	57	66
Sep	53	78	50	59
Oct		72	77	46
Nov		57	63	66
Dec		39	36	55
Total	383	663	726	702

VN Initial Applications Received

Month	Total 2020	Total 2019	Total 2018	Total 2017
Jan	514	491	508	581
Feb	456	568	490	502
Mar	538	560	619	605
Apr	466	582	655	639
May	417	507	548	519
June	582	584	623	546
Jul	686	684	578	517
Aug	644	612	953	646
Sep	653	554	551	624
Oct		681	603	582
Nov		557	497	488
Dec		509	527	490
Total	4,956	6,889	7,152	6,739

PT Initial Applications Received

Month	Total 2020	Total 2019	Total 2018	Total 2017
Jan	17	22	17	24
Feb	26	64	28	28
Mar	35	53	33	17
Apr	17	28	54	31
May	32	17	48	49
June	21	15	26	26
Jul	23	40	30	38
Aug	32	30	51	31
Sep	21	53	27	29
Oct		53	35	34
Nov		26	45	41
Dec		26	23	27
Total	224	427	417	375

VN Endorsements Received

Month	Total 2020	Total 2019	Total 2018	Total 2017
Jan	46	35	46	49
Feb	37	44	48	43
Mar	44	49	53	65
Apr	40	49	49	42
May	36	52	47	46
June	52	47	63	52
Jul	63	54	43	56
Aug	86	73	88	63
Sep	57	48	59	61
Oct		56	44	83
Nov		63	35	37
Dec		35	36	41
Total	461	605	611	638

PT Endorsements Received

Month	Total 2020	Total 2019	Total 2018	Total 2017
Jan	0	0	0	0
Feb	0	0	0	1
Mar	0	0	0	0
Apr	0	0	0	0
May	0	0	0	0
June	0	1	0	0
Jul	0	1	0	1
Aug	0	0	0	0
Sep	0	0	0	0
Oct		0	0	0
Nov		0	0	1
Dec		1	0	0
Total	-	3	-	3

VN Verification Letters Received

Month	Total 2020	Total 2019	Total 2018	Total 2017
Jan	167	125	191	127
Feb	168	140	173	162
Mar	144	177	153	208
Apr	138	158	165	185
May	172	178	202	172
June	152	172	165	176
Jul	174	200	177	158
Aug	171	174	159	181
Sep	157	155	154	133
Oct		181	150	180
Nov		123	171	116
Dec		136	135	107
Total	1,443	1,919	1,995	1,905

PT Verification Letters Received

Month	Total 2020	Total 2019	Total 2018	Total 2017
Jan	0	1	0	0
Feb	0	1	1	0
Mar	0	1	2	0
Apr	2	1	1	0
May	0	0	0	0
June	0	0	1	0
Jul	1	0	1	0
Aug	2	2	0	1
Sep	1	0	0	1
Oct		1	0	0
Nov		0	1	0
Dec		0	0	0
Total	6	7	7	2

VN Licenses Issued

Month	Total 2020	Total 2019	Total 2018	Total 2017
Jan	511	544	349	589
Feb	463	499	442	595
Mar	515	573	368	658
Apr	490	589	825	596
May	383	548	917	571
June	617	624	626	397
Jul	681	699	528	554
Aug	630	606	933	635
Sep	636	533	541	506
Oct		694	612	723
Nov		546	498	477
Dec		531	447	547
Total	4,926	6,986	7,086	6,848

PT Licenses Issued

Month	Total 2020	Total 2019	Total 2018	Total 2017
Jan	13	19	24	22
Feb	39	66	16	27
Mar	36	55	29	33
Apr	18	26	60	27
May	32	15	47	51
June	22	15	32	28
Jul	22	36	30	25
Aug	30	29	57	36
Sep	23	54	28	50
Oct		61	35	30
Nov		23	38	38
Dec		22	36	31
Total	235	421	432	398

VN Renewals Completed

Month	Total 2020	Total 2019	Total 2018	Total 2017
Jan	4,526	4,297	4,472	3,924
Feb	3,667	3,808	3,647	3,856
Mar	3,882	3,705	4,018	4,416
Apr	4,388	3,720	3,618	3,762
May	3,648	3,842	3,674	3,945
June	3,785	3,720	3,718	3,943
Jul	4,153	3,984	3,899	3,509
Aug	4,123	4,174	6,828	3,926
Sep	4,280	3,949	3,941	4,151
Oct		4,242	4,404	4,109
Nov		4,127	4,081	3,938
Dec		3,752	3,778	3,740
Total	36,452	47,320	50,078	47,219

PT Renewals Completed

Month	Total 2020	Total 2019	Total 2018	Total 2017
Jan	420	391	384	320
Feb	336	324	376	356
Mar	362	366	372	384
Apr	399	348	346	410
May	348	403	361	356
June	365	347	351	411
Jul	394	425	401	378
Aug	373	391	614	430
Sep	389	348	356	347
Oct		367	383	383
Nov		345	368	382
Dec		345	358	333
Total	3,386	4,400	4,670	4,490

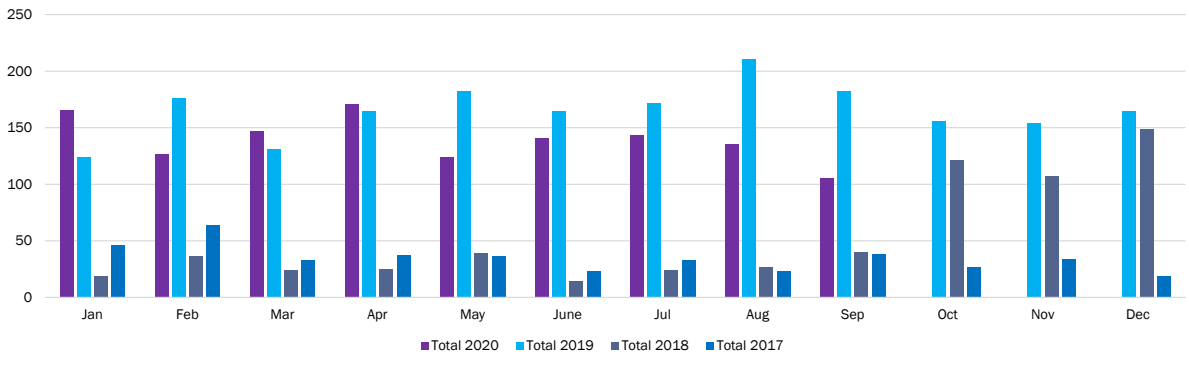
VN Equivalency Applications Received - Online and In House

Month	Total 2020	Total 2019	Total 2018	Total 2017
Jan	133	75	143	133
Feb	107	99	136	147
Mar	123	103	158	173
Apr	115	140	150	132
May	126	109	156	174
June	127	95	143	156
Jul	154	138	126	161
Aug	129	132	168	157
Sep	139	100	147	149
Oct		107	170	170
Nov		118	115	116
Dec		104	125	108
Total	1,153	1,320	1,737	1,776

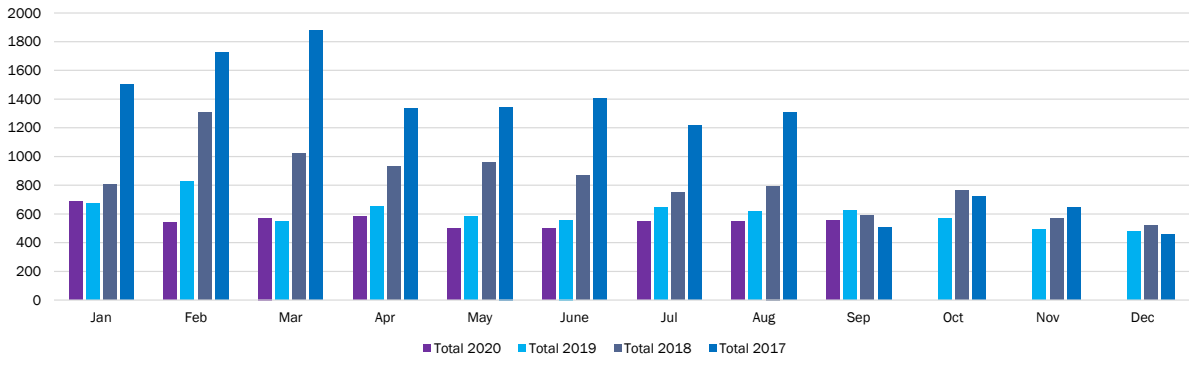
PT Equivalency Applications Received - Online and In House

Month	Total 2020	Total 2019	Total 2018	Total 2017
Jan	8	0	0	0
Feb	1	1	4	4
Mar	0	1	3	0
Apr	2	3	1	0
May	1	1	0	3
June	1	5	1	2
Jul	2	1	0	5
Aug	3	0	1	6
Sep	1	3	3	4
Oct		4	0	4
Nov		3	4	4
Dec		2	2	0
Total	19	24	19	32

Name Changes



Address Changes



BVNPT Licensing Division Statistics
January 2017 through September 2020
Vocational Nurses and Psychiatric Technicians – Processing Times in Weeks

VN School Applications – Online

Month	Total 2020	Total 2019	Total 2018	Total 2017
Jan	0	0.21	4.4	4.5
Feb	0	0	3.7	4
Mar	0	0	1.7	4.25
Apr	0	0	1	2
May	0	0	0.4	2.75
June	0	0.1	0.5	1.5
Jul	0	0	0.1	1.5
Aug	0	0	0.3	1.3
Sep	0	0	0.1	1
Oct		0	0	3.4
Nov		0	0	2.8
Dec		0	0.2	5.5

PT School Applications – Online

Month	Total 2020	Total 2019	Total 2018	Total 2017
Jan	0.5	0.3	5.1	3.75
Feb	1.4	0	5.2	11.5
Mar	4.25	0.1	4.9	10.5
Apr	0	0	1	7
May	2	0	0.5	2
June	3.7	0	1	1.5
Jul	2.2	0	1.3	1.4
Aug	2	0	0.8	1.5
Sep	1.1	0	0.2	5.5
Oct		0	0.7	10
Nov		0	0.2	7
Dec		0	0.32	3

VN School Applications – In House

Month	Total 2020	Total 2019	Total 2018	Total 2017
Jan	0	0.1	1.7	8.5
Feb	0	0.25	3	8.75
Mar	0	0.1	1.7	6.5
Apr	0	0	1.8	4
May	0	0	1	3.6
June	0	0.1	1	2.7
Jul	0	0	0.3	1.8
Aug	0	0	0.2	1.3
Sep	0	0	0.1	1.3
Oct		0	0.2	2.8
Nov		0	0.3	3
Dec		0	0.2	2

PT School Applications – In House

Month	Total 2020	Total 2019	Total 2018	Total 2017
Jan	0.3	0	5.1	4.5
Feb	2.3	0	5.2	7
Mar	4.25	0.1	4.7	8.5
Apr	0	0	1	6
May	0	0	5	1
June	0	0	0.8	2
Jul	0	0	1.7	1.7
Aug	0.5	0	0.7	3.5
Sep	0.1	0	0.7	7.5
Oct		0	0.7	7.8
Nov		0	0.3	4.5
Dec		0	0.2	2.7

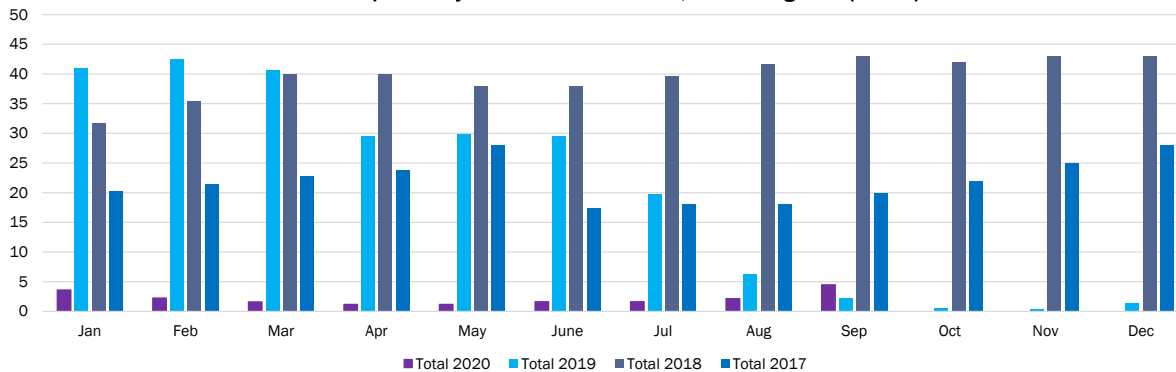
PT Re-Examination

Month	Total 2020	Total 2019	Total 2018	Total 2017
Jan	0	0	5	3.5
Feb	0	0	2.4	5.75
Mar	0	0	2.5	7
Apr	0	0	1	3
May	0	0	1.1	4
June	0	0	1.1	2.25
Jul	0	0	1.5	2
Aug	0	0	1	1.5
Sep	0	0	0.9	5.5
Oct		0	1	5.1
Nov		0	0.6	3.3
Dec		0	0.5	1.8

PT Equivalency – Online and In House

Month	Total 2020	Total 2019	Total 2018	Total 2017
Jan	0	0	16.1	8
Feb	0.25	0	19.1	12.5
Mar	2.25	0.1	23.6	15.5
Apr	1.2	0	23	16.25
May	1.19	0	22.5	10.4
June	1.63	0	10	4.25
Jul	0	0	5.6	4.8
Aug	0	0	2.4	6
Sep	0	0	1	10
Oct		0	0.4	15.6
Nov		0	0.5	18.1
Dec		0	0.2	22.1

VN Equivalency – Online and In House; Processing time (weeks)



VN Verification – Online

Month	Total 2020	Total 2019	Total 2018	Total 2017
Jan	0.4	0.7	15.2	14.5
Feb	0.5	0.75	19.2	13
Mar	0.6	0.25	16.6	7
Apr	1	0.75	1.8	2.8
May	0.8	0.6	0.5	4.1
June	0.9	0.9	0.9	3.6
Jul	0.08	0.25	1.2	4.7
Aug	0.08	0.6	0.8	6
Sep	0.6	0	1.2	10
Oct		0.75	0.9	8.5
Nov		1.5	0.7	12
Dec		0.85	1	13

VN Verification – In House

Month	Total 2020	Total 2019	Total 2018	Total 2017
Jan	1.4	1.84	13.9	13
Feb	1.25	1.3	16.5	12.75
Mar	1.25	2.22	15.3	8
Apr	1.5	2	2.1	7.25
May	1.35	1.6	1.6	6.5
June	1.6	1.25	1.9	5.5
Jul	1.6	25	1.7	3.5
Aug	1.5	1.25	1.7	4.5
Sep	1.6	1.25	1.5	8
Oct		1.5	1.9	7
Nov		1	1.6	9
Dec		1.25	2.8	12

VN Endorsements – Online

Month	Total 2020	Total 2019	Total 2018	Total 2017
Jan	1	0.75	2.6	2.25
Feb	0.75	0.75	2.9	1.25
Mar	1	0.5	4	0.08
Apr	1	0.42	1	1
May	0.8	0.57	0.6	1
June	1	0.8	1	1
Jul	0.7	0.8	1	1
Aug	1.1	0.4	1.6	1
Sep	0.7	0.25	1.2	1
Oct		0.5	1.2	1.3
Nov		0	1.7	2
Dec		0.8	3.7	1

VN Endorsements – In House

Month	Total 2020	Total 2019	Total 2018	Total 2017
Jan	1	0.74	1.4	3.25
Feb	0.75	0.75	1.9	4.25
Mar	1	0.5	2	4.75
Apr	1	0.42	1	2.6
May	0.8	0.5	2	2.1
June	1	0.8	0.7	1.7
Jul	0	0.8	1	2
Aug	0	0.4	1.6	1
Sep	0	0.25	1.2	1
Oct		0.5	1.2	1
Nov		0	1.7	2
Dec		0.8	3.7	2

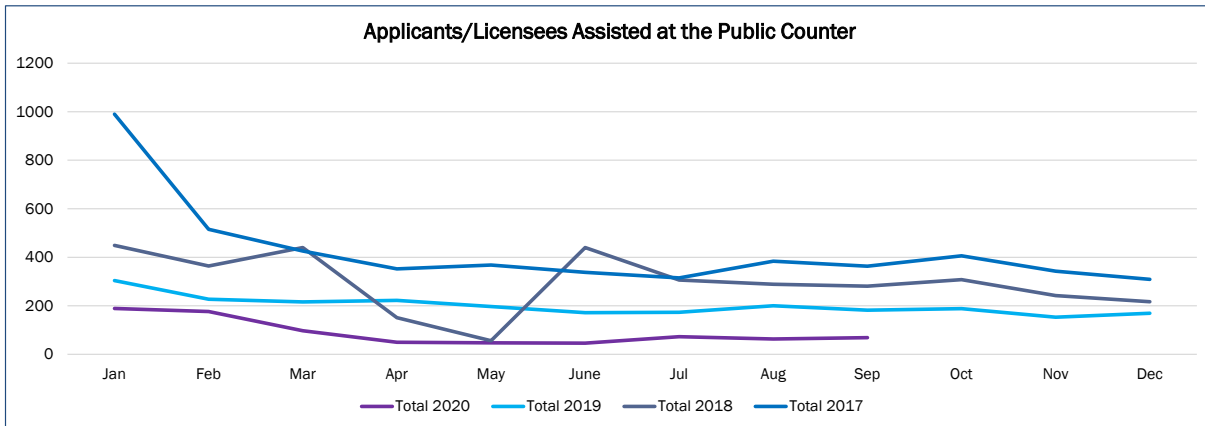
VN Initial Licensure

Month	Total 2020	Total 2019	Total 2018	Total 2017
Jan	0	0.8	1.4	3.25
Feb	0	0.4	1.9	4.25
Mar	0	0	2	4.75
Apr	0	1.14	1	2.6
May	0	0.15	2	2.1
June	0	0.25	0.7	1.7
Jul	0	0.25	1	2
Aug	0	0	1.6	1
Sep	0	0	1.2	1
Oct		0	0.9	1
Nov		0	1	2
Dec		0	0.8	2

PT Initial Licensure

Month	Total 2020	Total 2019	Total 2018	Total 2017
Jan	0	0	3.4	5
Feb	0	0	0.6	5.5
Mar	0	0	1.3	4.25
Apr	0	0	1	1.8
May	0	0	5	1.4
June	0	0	1.1	1.25
Jul	0	0	1.3	1.7
Aug	0	0	0.6	2.4
Sep	0	0	0.5	6.4
Oct		0	0.8	1.4
Nov		0	0.5	2.5
Dec		0	0.3	2.4

**BNPT Licensing Division Statistics
January 2017 through September 2020
Public Counter and Customer Service**

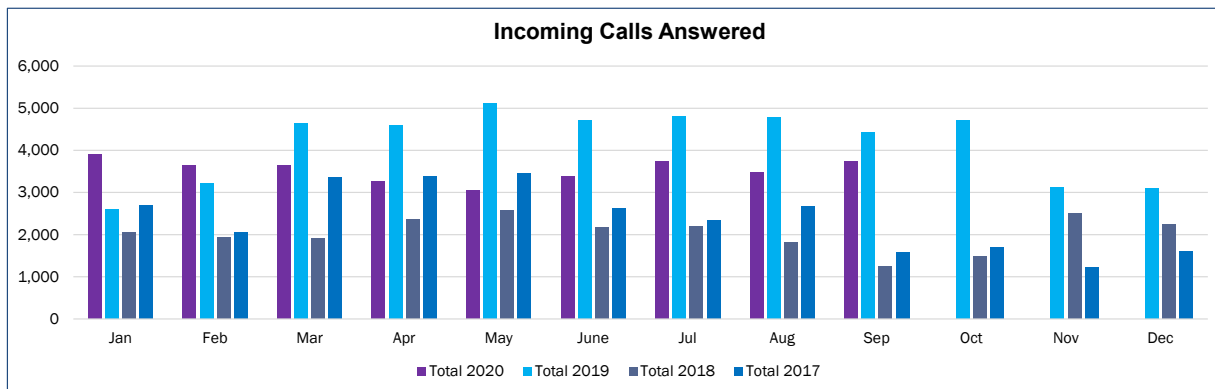
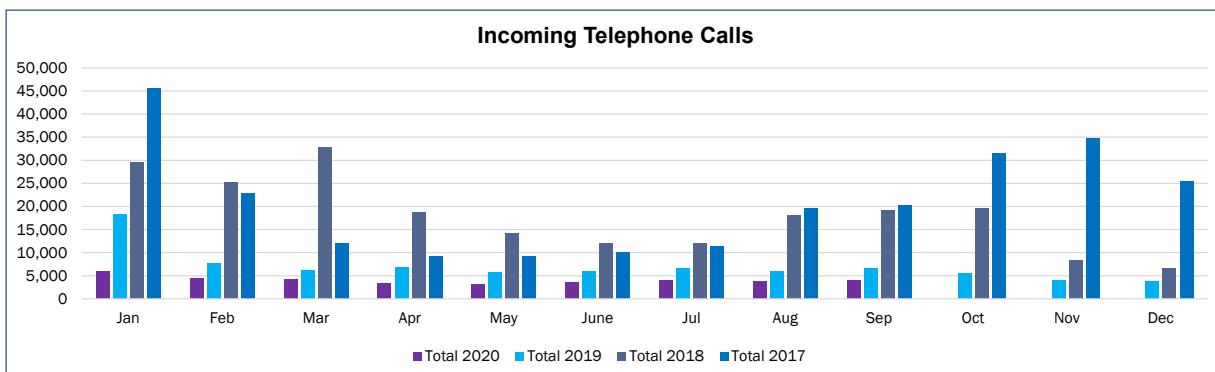


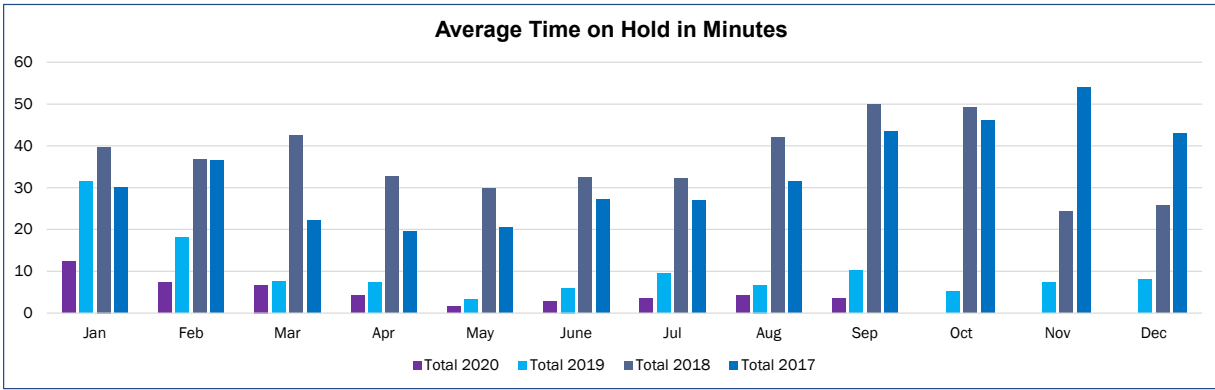
Temporary Licenses Issued at the Public Counter

Month	Total 2020	Total 2019	Total 2018	Total 2017
Jan	0	1	30	
Feb	0	1	36	
Mar	0	0	62	
Apr	0	0	152	38
May	0	0	57	30
June	0	0	9	24
Jul	0	0	6	36
Aug	0	0	16	39
Sep	0	0	0	50
Oct		0	4	36
Nov		0	2	26
Dec		0	7	27
Total	0	2	381	306

Incoming Emails to the General BNPT Email Box

Month	Total 2020	Total 2019	Total 2018	Total 2017
Jan	1,279	2,594	2,051	2,846
Feb	1,004	1,551	1,483	2,237
Mar	1,544	1,279	1,832	1,921
Apr	1,477	1,154	1,548	890
May	994	1,070	1,426	974
June	1,443	1,120	1,449	1,050
Jul	1,370	982	1,462	1,051
Aug	1,311	1,016	1,690	1,393
Sep	1,410	1,305	1,484	1,264
Oct		1,685	1,646	1,807
Nov		662	1,253	2,758
Dec		1,047	1,228	1,445
Total	11,832	15,465	18,552	19,636





Cashiering

In House Processed Payments - VN Renewal

Month	Total 2020	Total 2019	Total 2018	Total 2017
Jan	80	141	209	344
Feb	59	106	445	121
Mar	55	94	1,037	285
Apr	66	107	644	271
May	49	132	140	117
June	47	243	71	167
Jul	75	124	165	203
Aug	46	96	181	213
Sep	68	79	119	194
Oct		85	171	220
Nov		75	158	202
Dec		80	136	188
Total	545	1,362	3,476	2,525

Online Processed Payments - VN Renewal

Month	Total 2020	Total 2019	Total 2018	Total 2017
Jan	4,463	4,092	3,052	2,985
Feb	3,462	3,680	2,671	2,302
Mar	3,936	3,717	2,843	2,703
Apr	3,952	3,680	2,632	2,305
May	2,923	3,081	2,193	2,017
June	2,030	2,204	1,431	1,276
Jul	4,104	3,746	2,144	1,915
Aug	4,060	4,108	3,157	2,651
Sep	4,221	3,873	2,978	2,745
Oct		4,165	3,257	2,623
Nov		3,718	3,198	2,697
Dec		3,725	3,231	2,497
Total	33,151	43,789	32,787	28,716

In House Processed Payments - PT Renewal

Month	Total 2020	Total 2019	Total 2018	Total 2017
Jan	5	7	26	46
Feb	7	11	37	20
Mar	3	12	112	23
Apr	4	14	69	22
May	6	12	14	10
June	3	16	11	22
Jul	7	12	18	24
Aug	8	12	12	15
Sep	1	13	15	21
Oct		9	27	28
Nov		8	14	20
Dec		9	15	17
Total	44	135	370	268

Online Processed Payments - PT Renewal

Month	Total 2020	Total 2019	Total 2018	Total 2017
Jan	413	382	294	267
Feb	342	315	275	229
Mar	375	363	298	274
Apr	367	336	275	269
May	302	331	240	199
June	205	199	157	144
Jul	392	390	245	218
Aug	366	390	304	313
Sep	386	332	292	251
Oct		365	281	268
Nov		302	307	271
Dec		341	301	258
Total	3,148	4,046	3,269	2,961

In House Processed Payments - VN Examinations

Month	Total 2020	Total 2019	Total 2018	Total 2017
Jan	134	85	229	694
Feb	82	163	232	320
Mar	161	159	284	514
Apr	68	204	225	703
May	52	219	358	295
June	57	134	190	492
Jul	92	209	207	260
Aug	78	166	227	305
Sep	76	58	132	264
Oct		99	231	306
Nov		88	179	189
Dec		95	137	209
Total	800	1,679	2,631	4,551

Online Processed Payments - VN Examinations

Month	Total 2020	Total 2019	Total 2018	Total 2017
Jan	418	397	336	251
Feb	512	344	326	281
Mar	500	399	343	295
Apr	542	385	381	283
May	728	632	556	489
June	704	453	319	361
Jul	618	459	282	330
Aug	601	662	519	452
Sep	633	504	386	333
Oct		482	408	331
Nov		456	354	332
Dec		575	660	555
Total	5,256	5,748	4,870	4,293

In House Processed Payments - PT Examinations

Month	Total 2020	Total 2019	Total 2018	Total 2017
Jan	34	22	53	27
Feb	11	0	6	4
Mar	0	2	8	45
Apr	0	1	1	2
May	5	26	29	4
June	0	2	4	32
Jul	0	1	21	73
Aug	24	23	3	22
Sep	2	4	29	29
Oct		7	1	6
Nov		1	3	2
Dec		0	24	7
Total	76	89	182	253

Online Processed Payments - PT Examinations

Month	Total 2020	Total 2019	Total 2018	Total 2017
Jan	34	36	22	10
Feb	6	11	10	6
Mar	5	9	4	3
Apr	13	33	1	1
May	39	42	39	48
June	13	40	9	4
Jul	14	34	27	7
Aug	37	33	28	27
Sep	17	8	6	27
Oct		6	16	2
Nov		7	8	7
Dec		68	87	112
Total	178	327	257	254

In House Processed Payments - VN Reexaminations

Month	Total 2020	Total 2019	Total 2018	Total 2017
Jan	8	39	145	155
Feb	3	48	143	74
Mar	9	47	109	151
Apr	10	33	120	316
May	8	42	124	109
June	4	40	91	153
Jul	7	24	107	91
Aug	7	15	96	116
Sep	15	10	89	114
Oct		10	127	91
Nov		9	79	87
Dec		6	59	89
Total	71	323	1,289	1,546

Online Processed Payments - VN Reexaminations

Month	Total 2020	Total 2019	Total 2018	Total 2017
Jan	377	284	331	305
Feb	324	325	294	286
Mar	412	444	349	362
Apr	471	392	328	282
May	409	352	340	347
June	360	327	288	291
Jul	385	344	288	334
Aug	410	349	357	321
Sep	405	327	314	326
Oct		314	313	326
Nov		300	262	295
Dec		236	238	252
Total	3,553	3,994	3,702	3,727

In House Processed Payments - PT Reexaminations

	Total 2020	Total 2019	Total 2018	Total 2017
Jan	1	7	15	10
Feb	1	5	20	15
Mar	2	6	15	55
Apr	1	13	16	19
May	1	12	13	27
June	1	9	18	29
Jul	0	9	15	22
Aug	0	10	12	29
Sep	1	6	13	15
Oct		2	17	24
Nov		4	11	13
Dec		2	13	14
Total	8	85	178	272

Online Processed Payments - PT Reexaminations

	Total 2020	Total 2019	Total 2018	Total 2017
Jan	25	15	9	4
Feb	11	16	15	2
Mar	19	23	11	6
Apr	22	15	18	13
May	25	12	12	7
June	14	11	14	9
Jul	29	13	14	4
Aug	12	21	14	5
Sep	24	22	13	5
Oct		14	19	11
Nov		25	11	8
Dec		15	3	9
Total	181	202	153	83

In House Processed Payments - VN Interim Permit

Month	Total 2020	Total 2019	Total 2018	Total 2017
Jan	0	4	5	3
Feb	0	5	4	3
Mar	0	0	2	1
Apr	0	3	2	3
May	1	3	4	11
June	0	0	2	8
Jul	0	0	3	1
Aug	0	0	2	3
Sep	0	0	1	10
Oct		0	2	3
Nov		0	2	5
Dec		0	0	1
Total	1	15	29	52

Online Processed Payments - VN Interim Permit

Month	Total 2020	Total 2019	Total 2018	Total 2017
Jan	9	16	15	23
Feb	7	9	8	16
Mar	24	12	11	10
Apr	37	7	8	11
May	36	25	15	11
June	32	20	12	9
Jul	25	14	0	17
Aug	10	12	9	13
Sep	26	34	9	21
Oct		6	10	4
Nov		6	2	6
Dec		3	9	13
Total	206	164	108	154

In House Processed Payments - VN Verification

Month	Total 2020	Total 2019	Total 2018	Total 2017
Jan	31	31	70	4
Feb	39	42	61	7
Mar	25	32	59	3
Apr	30	56	69	166
May	31	41	107	103
June	30	37	62	97
Jul	30	73	68	59
Aug	37	49	81	66
Sep	40	31	48	54
Oct		36	41	79
Nov		23	64	47
Dec		38	34	34
Total	293	489	764	719

Online Processed Payments - VN Verification

Month	Total 2020	Total 2019	Total 2018	Total 2017
Jan	112	88	105	11
Feb	110	89	79	15
Mar	110	130	85	18
Apr	93	91	83	95
May	122	128	96	76
June	102	117	87	91
Jul	121	125	87	89
Aug	127	125	104	91
Sep	117	106	88	76
Oct		125	101	84
Nov		86	92	68
Dec		81	77	51
Total	1,014	1,291	1,084	765

In House Processed Payments - VN Initial Licensure

Month	Total 2020	Total 2019	Total 2018	Total 2017
Jan	1	17	56	27
Feb	2	36	43	110
Mar	2	20	63	146
Apr	2	23	79	60
May	4	8	77	83
June	0	3	48	101
Jul	0	10	51	59
Aug	1	6	47	80
Sep	4	4	30	56
Oct		3	40	73
Nov		5	41	47
Dec		3	28	53
Total	16	138	603	895

Online Processed Payments - VN Initial Licensure

Month	Total 2020	Total 2019	Total 2018	Total 2017
Jan	510	474	450	465
Feb	454	540	437	430
Mar	534	545	515	535
Apr	464	561	571	559
May	413	506	475	453
June	582	581	563	454
Jul	686	678	525	484
Aug	643	605	581	567
Sep	649	554	513	556
Oct		677	561	512
Nov		550	450	432
Dec		506	490	436
Total	4,935	6,777	6,131	5,883

In House Processed Payments - PT Initial Licensure

Month	Total 2020	Total 2019	Total 2018	Total 2017
Jan	0	3	1	7
Feb	0	7	2	5
Mar	2	3	5	9
Apr	0	3	1	3
May	0	1	8	10
June	0	0	2	3
Jul	0	0	3	9
Aug	0	0	5	2
Sep	0	0	1	3
Oct		1	6	1
Nov		0	3	7
Dec		0	4	4
Total	2	18	41	63

Online Processed Payments - PT Initial Licensure

Month	Total 2020	Total 2019	Total 2018	Total 2017
Jan	17	19	16	14
Feb	26	57	26	22
Mar	33	50	16	14
Apr	17	24	50	26
May	32	17	43	41
June	21	15	23	23
Jul	24	40	28	34
Aug	32	30	32	29
Sep	21	53	25	26
Oct		53	30	33
Nov		26	41	34
Dec		26	20	23
Total	223	410	350	319

Incoming Mail

