



BUSINESS, CONSUMER SERVICES, AND HOUSING AGENCY • GAVIN NEWSOM, GOVERNOR  
**Board of Vocational Nursing and Psychiatric Technicians**  
 2535 Capitol Oaks Drive Suite 205, Sacramento, CA 95833-2945  
 Phone 916-263-7800 Fax 916-263-7855 www.bvnpt.ca.gov



<b>MEMORANDUM</b>	
<b>DATE</b>	January 29, 2020
<b>TO</b>	Board Members
<b>FROM</b>	Shelley Brown, Manager Licensing Division
<b>SUBJECT</b>	Licensing Division Report

**STAFFING UPDATE:**

Since the last Board Meeting, we filled a vacant Staff Services Analyst position with an internal candidate and interviewed twenty-seven candidates to fill four vacant Program Technician II positions. We will have all vacancies filled by March 1, 2021.

Due to the ongoing COVID-19 pandemic, most Licensing Division staff continue to telework and are on-site only to drop-off and pick-up files and correspondence. Limited staff remain on-site to provide cashiering and front counter service. On-site staff observe safety practices such as social distancing, hand washing, and the use of hand sanitizer and Clorox wipes. Gloves are available, especially when handling cash/cards. Licensing staff have been doing an outstanding job during these unprecedented times.

**CE AUDIT UPDATE:**

CE audits continue to be suspended due to COVID-19 and the Governor’s Executive Order N-39-20 which included a temporary waiver of the continuing education requirement for individuals whose active licenses expired between March 31, 2020, and May 29, 2020, but has been extended to include licenses that expire between May 30, 2020, and February 28, 2021. We will reevaluate CE audits on March 1<sup>st</sup> and, depending on the situation, may extend the suspension.

**LICENSING STATICS:**

The Licensing Division Statistical Data – Executive Summary is included with the Board materials. These comprehensive Licensing statistics cover activity from January 1, 2017 through December 31, 2020.

Public counter traffic continued to remain low with an average of seventy-five visitors for October and November, whereas during the same time one year ago we received, on average, 171 visitors a month to the public counter. On a side note, in response to the most recent Stay at Home Order, effective December 7<sup>th</sup>, the California Department of Human Resources directed all state offices to be closed to the public. The public counter was closed effective December 7<sup>th</sup> and remained so through the end of the month.



**BOARD OF VOCATIONAL NURSING  
AND PSYCHIATRIC TECHNICIANS**

**Licensing Division  
Statistical Data**

January 1, 2017 through December 31, 2020

**Executive Summary**

**BNPT Licensing Division Statistics  
January 2017 through December 2020  
Vocational Nurses and Psychiatric Technicians**

**VN Examination Request Received**

Month	Total 2020	Total 2019	Total 2018	Total 2017
Jan	474	439	576	449
Feb	759	563	654	648
Mar	511	499	600	691
Apr	627	519	679	504
May	764	884	892	893
June	792	543	489	590
Jul	663	616	531	535
Aug	774	867	609	900
Sep	795	617	563	603
Oct	644	556	653	642
Nov	665	565	590	491
Dec	769	662	858	770
<b>Total</b>	<b>8,237</b>	<b>7,330</b>	<b>7,694</b>	<b>7,716</b>

**PT Examination Requests Received**

Month	Total 2020	Total 2019	Total 2018	Total 2017
Jan	65	55	74	68
Feb	27	16	15	15
Mar	3	9	11	8
Apr	16	6	3	3
May	42	90	60	81
June	13	42	13	5
Jul	16	33	47	79
Aug	63	52	65	50
Sep	15	35	55	55
Oct	28	9	12	9
Nov	7	7	11	8
Dec	102	68	110	116
<b>Total</b>	<b>397</b>	<b>422</b>	<b>476</b>	<b>497</b>

**VN Examination Retakes Received**

Month	Total 2020	Total 2019	Total 2018	Total 2017
Jan	356	292	448	419
Feb	311	328	420	414
Mar	396	462	453	514
Apr	450	394	421	388
May	389	376	433	454
June	348	332	378	390
Jul	389	337	363	405
Aug	426	346	700	423
Sep	408	321	409	437
Oct	431	310	422	401
Nov	340	289	331	375
Dec	302	232	301	330
<b>Total</b>	<b>4,546</b>	<b>4,019</b>	<b>5,079</b>	<b>4,950</b>

**PT Examination Retakes Received**

Month	Total 2020	Total 2019	Total 2018	Total 2017
Jan	24	19	28	30
Feb	12	20	32	27
Mar	18	29	29	35
Apr	22	27	35	34
May	25	23	24	32
June	15	17	35	31
Jul	29	18	26	26
Aug	13	21	51	33
Sep	24	28	30	17
Oct	15	15	29	34
Nov	20	28	23	22
Dec	14	15	21	23
<b>Total</b>	<b>231</b>	<b>260</b>	<b>363</b>	<b>344</b>

**VN Interim Permits Issued**

Month	Total 2020	Total 2019	Total 2018	Total 2017
Jan	1	8	20	15
Feb	1	9	15	14
Mar	0	5	14	9
Apr	8	4	10	15
May	19	7	18	16
June	19	14	11	17
Jul	8	5	15	18
Aug	7	5	20	17
Sep	10	14	11	28
Oct	8	2	13	7
Nov	12	0	3	11
Dec	21	1	12	16
<b>Total</b>	<b>114</b>	<b>74</b>	<b>162</b>	<b>183</b>

**PT Interim Permits Issued**

Month	Total 2020	Total 2019	Total 2018	Total 2017
Jan	0	0	0	0
Feb	0	0	0	0
Mar	0	0	0	0
Apr	0	0	1	0
May	0	16	3	0
June	10	0	0	0
Jul	2	1	3	0
Aug	0	1	0	0
Sep	0	0	0	0
Oct	0	0	0	0
Nov	0	0	0	0
Dec	10	0	11	0
<b>Total</b>	<b>22</b>	<b>18</b>	<b>18</b>	<b>-</b>

**VN Examination Results**

Month	Total 2020	Total 2019	Total 2018	Total 2017
Jan	608	753	662	656
Feb	702	835	661	772
Mar	492	838	913	1179
Apr	568	807	850	773
May	769	796	919	863
June	903	761	858	916
Jul	1,056	902	984	941
Aug	1,008	835	969	952
Sep	1,094	849	818	916
Oct	1,073	989	831	889
Nov	743	734	781	803
Dec	723	754	843	758
<b>Total</b>	<b>9,739</b>	<b>9,853</b>	<b>10,089</b>	<b>10,418</b>

**PT Examination Results**

Month	Total 2020	Total 2019	Total 2018	Total 2017
Jan	36	40	40	42
Feb	37	85	49	44
Mar	37	35	85	49
Apr	29	42	97	77
May	47	41	62	68
June	37	42	50	55
Jul	53	62	60	75
Aug	54	70	57	66
Sep	53	78	50	59
Oct	63	72	77	46
Nov	39	57	63	66
Dec	48	39	36	55
<b>Total</b>	<b>533</b>	<b>663</b>	<b>726</b>	<b>702</b>

**VN Initial Applications Received**

Month	Total 2020	Total 2019	Total 2018	Total 2017
Jan	514	491	508	581
Feb	456	568	490	502
Mar	538	560	619	605
Apr	466	582	655	639
May	417	507	548	519
June	582	584	623	546
Jul	686	684	578	517
Aug	644	612	953	646
Sep	653	554	551	624
Oct	653	681	603	582
Nov	500	557	497	488
Dec	442	509	527	490
<b>Total</b>	<b>6,551</b>	<b>6,889</b>	<b>7,152</b>	<b>6,739</b>

**PT Initial Applications Received**

Month	Total 2020	Total 2019	Total 2018	Total 2017
Jan	17	22	17	24
Feb	26	64	28	28
Mar	35	53	33	17
Apr	17	28	54	31
May	32	17	48	49
June	21	15	26	26
Jul	23	40	30	38
Aug	32	30	51	31
Sep	21	53	27	29
Oct	35	53	35	34
Nov	18	26	45	41
Dec	12	26	23	27
<b>Total</b>	<b>289</b>	<b>427</b>	<b>417</b>	<b>375</b>

**VN Endorsements Received**

Month	Total 2020	Total 2019	Total 2018	Total 2017
Jan	46	35	46	49
Feb	37	44	48	43
Mar	44	49	53	65
Apr	40	49	49	42
May	36	52	47	46
June	52	47	63	52
Jul	63	54	43	56
Aug	86	73	88	63
Sep	57	48	59	61
Oct	57	56	44	83
Nov	59	63	35	37
Dec	72	35	36	41
<b>Total</b>	<b>649</b>	<b>605</b>	<b>611</b>	<b>638</b>

**PT Endorsements Received**

Month	Total 2020	Total 2019	Total 2018	Total 2017
Jan	0	0	0	0
Feb	0	0	0	1
Mar	0	0	0	0
Apr	0	0	0	0
May	0	0	0	0
June	0	1	0	0
Jul	0	1	0	1
Aug	0	0	0	0
Sep	0	0	0	0
Oct	1	0	0	0
Nov	0	0	0	1
Dec	0	1	0	0
<b>Total</b>	<b>1</b>	<b>3</b>	<b>-</b>	<b>3</b>

**VN Verification Letters Received**

Month	Total 2020	Total 2019	Total 2018	Total 2017
Jan	167	125	191	127
Feb	168	140	173	162
Mar	144	177	153	208
Apr	138	158	165	185
May	172	178	202	172
June	152	172	165	176
Jul	174	200	177	158
Aug	171	174	159	181
Sep	157	155	154	133
Oct	185	181	150	180
Nov	162	123	171	116
Dec	187	136	135	107
<b>Total</b>	<b>1,977</b>	<b>1,919</b>	<b>1,995</b>	<b>1,905</b>

**PT Verification Letters Received**

Month	Total 2020	Total 2019	Total 2018	Total 2017
Jan	0	1	0	0
Feb	0	1	1	0
Mar	0	1	2	0
Apr	2	1	1	0
May	0	0	0	0
June	0	0	1	0
Jul	1	0	1	0
Aug	2	2	0	1
Sep	1	0	0	1
Oct	2	1	0	0
Nov	0	0	1	0
Dec	6620	0	0	0
<b>Total</b>	<b>6,628</b>	<b>7</b>	<b>7</b>	<b>2</b>

**VN Licenses Issued**

Month	Total 2020	Total 2019	Total 2018	Total 2017
Jan	511	544	349	589
Feb	463	499	442	595
Mar	515	573	368	658
Apr	490	589	825	596
May	383	548	917	571
June	617	624	626	397
Jul	681	699	528	554
Aug	630	606	933	635
Sep	636	533	541	506
Oct	662	694	612	723
Nov	519	546	498	477
Dec	452	531	447	547
<b>Total</b>	<b>6,559</b>	<b>6,986</b>	<b>7,086</b>	<b>6,848</b>

**PT Licenses Issued**

Month	Total 2020	Total 2019	Total 2018	Total 2017
Jan	13	19	24	22
Feb	39	66	16	27
Mar	36	55	29	33
Apr	18	26	60	27
May	32	15	47	51
June	22	15	32	28
Jul	22	36	30	25
Aug	30	29	57	36
Sep	23	54	28	50
Oct	36	61	35	30
Nov	18	23	38	38
Dec	12	22	36	31
<b>Total</b>	<b>301</b>	<b>421</b>	<b>432</b>	<b>398</b>

**VN Renewals Completed**

Month	Total 2020	Total 2019	Total 2018	Total 2017
Jan	4,526	4,297	4,472	3,924
Feb	3,667	3,808	3,647	3,856
Mar	3,882	3,705	4,018	4,416
Apr	4,388	3,720	3,618	3,762
May	3,648	3,842	3,674	3,945
June	3,785	3,720	3,718	3,943
Jul	4,153	3,984	3,899	3,509
Aug	4,123	4,174	4,400	3,926
Sep	4,280	3,949	3,941	4,151
Oct	4,541	4,242	4,404	4,109
Nov	3,907	4,127	4,081	3,938
Dec	4,009	3,752	3,778	3,740
<b>Total</b>	<b>48,909</b>	<b>47,320</b>	<b>47,650</b>	<b>47,219</b>

**PT Renewals Completed**

Month	Total 2020	Total 2019	Total 2018	Total 2017
Jan	420	391	384	320
Feb	336	324	376	356
Mar	362	366	372	384
Apr	399	348	346	410
May	348	403	361	356
June	365	347	351	411
Jul	394	425	401	378
Aug	373	391	614	430
Sep	389	348	356	347
Oct	379	367	383	383
Nov	368	345	368	382
Dec	339	345	358	333
<b>Total</b>	<b>4,472</b>	<b>4,400</b>	<b>4,670</b>	<b>4,490</b>

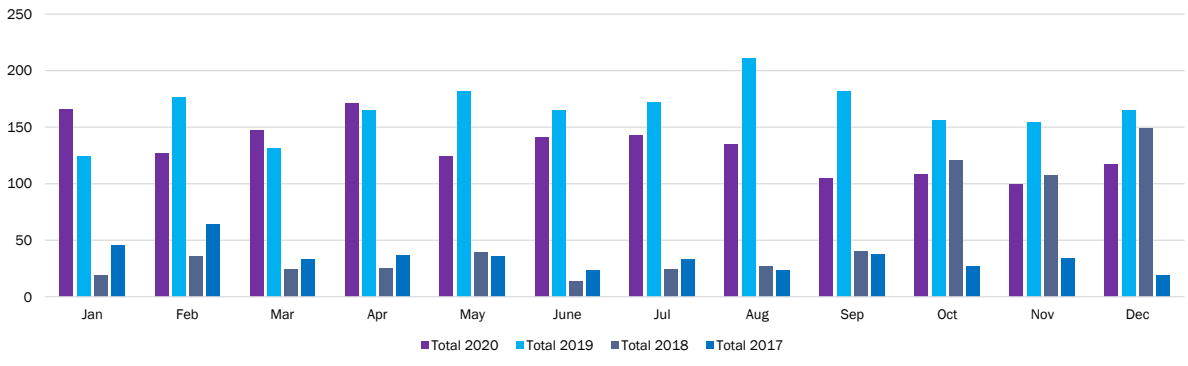
**VN Equivalency Applications Received - Online and In House**

Month	Total 2020	Total 2019	Total 2018	Total 2017
Jan	133	75	143	133
Feb	107	99	136	147
Mar	123	103	158	173
Apr	115	140	150	132
May	126	109	156	174
June	127	95	143	156
Jul	154	138	126	161
Aug	129	132	168	157
Sep	139	100	147	149
Oct	166	107	170	170
Nov	114	118	115	116
Dec	114	104	125	108
<b>Total</b>	<b>1,547</b>	<b>1,320</b>	<b>1,737</b>	<b>1,776</b>

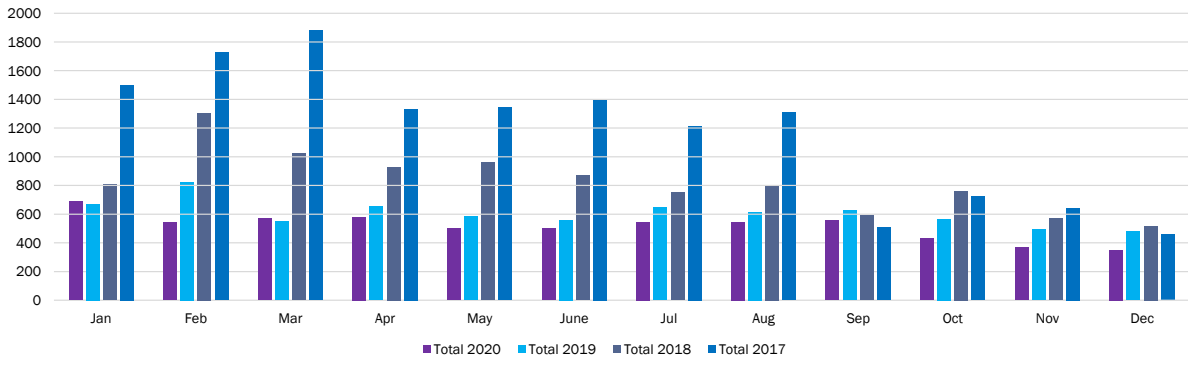
**PT Equivalency Applications Received - Online and In House**

Month	Total 2020	Total 2019	Total 2018	Total 2017
Jan	8	0	0	0
Feb	1	1	4	4
Mar	0	1	3	0
Apr	2	3	1	0
May	1	1	0	3
June	1	5	1	2
Jul	2	1	0	5
Aug	3	0	1	6
Sep	1	3	3	4
Oct	3	4	0	4
Nov	3	3	4	4
Dec	0	2	2	0
<b>Total</b>	<b>25</b>	<b>24</b>	<b>19</b>	<b>32</b>

**Name Changes**



**Address Changes**



**BVNPT Licensing Division Statistics**  
**January 2017 through December 2020**  
**Vocational Nurses and Psychiatric Technicians – Processing Times in Weeks**

**VN School Applications – Online**

Month	Total 2020	Total 2019	Total 2018	Total 2017
Jan	0	0.21	4.4	4.5
Feb	0	0	3.7	4
Mar	0	0	1.7	4.25
Apr	0	0	1	2
May	0	0	0.4	2.75
June	0	0.1	0.5	1.5
Jul	0	0	0.1	1.5
Aug	0	0	0.3	1.3
Sep	0	0	0.1	1
Oct	0	0	0	3.4
Nov	1.6	0	0	2.8
Dec	1.25	0	0.2	5.5

**PT School Applications – Online**

Month	Total 2020	Total 2019	Total 2018	Total 2017
Jan	0.5	0.3	5.1	3.75
Feb	1.4	0	5.2	11.5
Mar	4.25	0.1	4.9	10.5
Apr	0	0	1	7
May	2	0	0.5	2
June	3.7	0	1	1.5
Jul	2.2	0	1.3	1.4
Aug	2	0	0.8	1.5
Sep	1.1	0	0.2	5.5
Oct	1	0	0.7	10
Nov	0.6	0	0.2	7
Dec	1.1	0	0.32	3

**VN School Applications – In House**

Month	Total 2020	Total 2019	Total 2018	Total 2017
Jan	0	0.1	1.7	8.5
Feb	0	0.25	3	8.75
Mar	0	0.1	1.7	6.5
Apr	0	0	1.8	4
May	0	0	1	3.6
June	0	0.1	1	2.7
Jul	0	0	0.3	1.8
Aug	0	0	0.2	1.3
Sep	0	0	0.1	1.3
Oct	0	0	0.2	2.8
Nov	1.6	0	0.3	3
Dec	1.25	0	0.2	2

**PT School Applications – In House**

Month	Total 2020	Total 2019	Total 2018	Total 2017
Jan	0.3	0	5.1	4.5
Feb	2.3	0	5.2	7
Mar	4.25	0.1	4.7	8.5
Apr	0	0	1	6
May	0	0	5	1
June	0	0	0.8	2
Jul	0	0	1.7	1.7
Aug	0.5	0	0.7	3.5
Sep	0.1	0	0.7	7.5
Oct	0	0	0.7	7.8
Nov	0	0	0.3	4.5
Dec	0	0	0.2	2.7

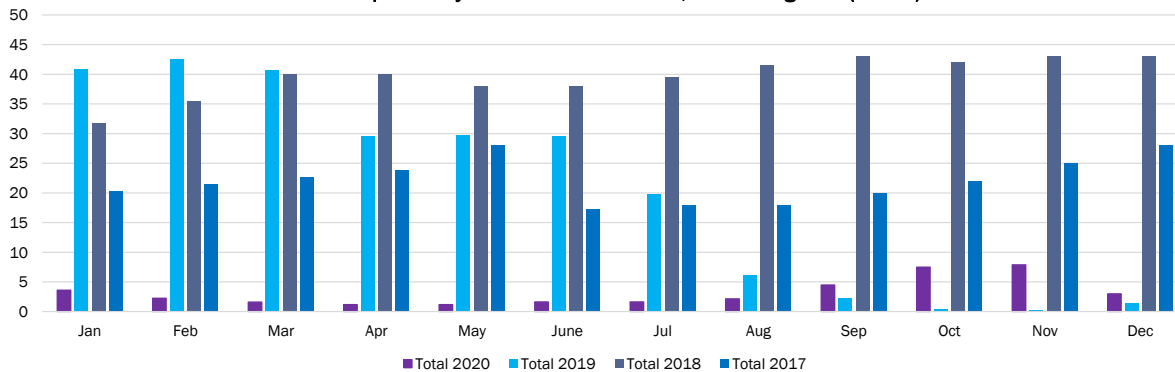
**PT Re-Examination**

Month	Total 2020	Total 2019	Total 2018	Total 2017
Jan	0	0	5	3.5
Feb	0	0	2.4	5.75
Mar	0	0	2.5	7
Apr	0	0	1	3
May	0	0	1.1	4
June	0	0	1.1	2.25
Jul	0	0	1.5	2
Aug	0	0	1	1.5
Sep	0	0	0.9	5.5
Oct	3.2	0	1	5.1
Nov	2.75	0	0.6	3.3
Dec	0.9	0	0.5	1.8

**PT Equivalency – Online and In House**

Month	Total 2020	Total 2019	Total 2018	Total 2017
Jan	0	0	16.1	8
Feb	0.25	0	19.1	12.5
Mar	2.25	0.1	23.6	15.5
Apr	1.2	0	23	16.25
May	1.19	0	22.5	10.4
June	1.63	0	10	4.25
Jul	0	0	5.6	4.8
Aug	0	0	2.4	6
Sep	0	0	1	10
Oct	0.25	0	0.4	15.6
Nov	1.2	0	0.5	18.1
Dec	1.5	0	0.2	22.1

**VN Equivalency – Online and In House; Processing time (weeks)**



**VN Verification – Online**

Month	Total 2020	Total 2019	Total 2018	Total 2017
Jan	0.4	0.7	15.2	14.5
Feb	0.5	0.75	19.2	13
Mar	0.6	0.25	16.6	7
Apr	1	0.75	1.8	2.8
May	0.8	0.6	0.5	4.1
June	0.9	0.9	0.9	3.6
Jul	0.08	0.25	1.2	4.7
Aug	0.08	0.6	0.8	6
Sep	0.6	0	1.2	10
Oct	1.1	0.75	0.9	8.5
Nov	1	1.5	0.7	12
Dec	1.9	0.85	1	13

**VN Verification – In House**

Month	Total 2020	Total 2019	Total 2018	Total 2017
Jan	1.4	1.84	13.9	13
Feb	1.25	1.3	16.5	12.75
Mar	1.25	2.22	15.3	8
Apr	1.5	2	2.1	7.25
May	1.35	1.6	1.6	6.5
June	1.6	1.25	1.9	5.5
Jul	1.6	25	1.7	3.5
Aug	1.5	1.25	1.7	4.5
Sep	1.6	1.25	1.5	8
Oct	1.9	1.5	1.9	7
Nov	1.8	1	1.6	9
Dec	2.5	1.25	2.8	12

**VN Endorsements – Online**

Month	Total 2020	Total 2019	Total 2018	Total 2017
Jan	1	0.75	2.6	2.25
Feb	0.75	0.75	2.9	1.25
Mar	1	0.5	4	0.08
Apr	1	0.42	1	1
May	0.8	0.57	0.6	1
June	1	0.8	1	1
Jul	0.7	0.8	1	1
Aug	1.1	0.4	1.6	1
Sep	0.7	0.25	1.2	1
Oct	0.7	0.5	1.2	1.3
Nov	1.1	0	1.7	2
Dec	1.3	0.8	3.7	1

**VN Endorsements – In House**

Month	Total 2020	Total 2019	Total 2018	Total 2017
Jan	1	0.74	1.4	3.25
Feb	0.75	0.75	1.9	4.25
Mar	1	0.5	2	4.75
Apr	1	0.42	1	2.6
May	0.8	0.5	2	2.1
June	1	0.8	0.7	1.7
Jul	0	0.8	1	2
Aug	0	0.4	1.6	1
Sep	0	0.25	1.2	1
Oct	0	0.5	1.2	1
Nov	0	0	1.7	2
Dec	0	0.8	3.7	2

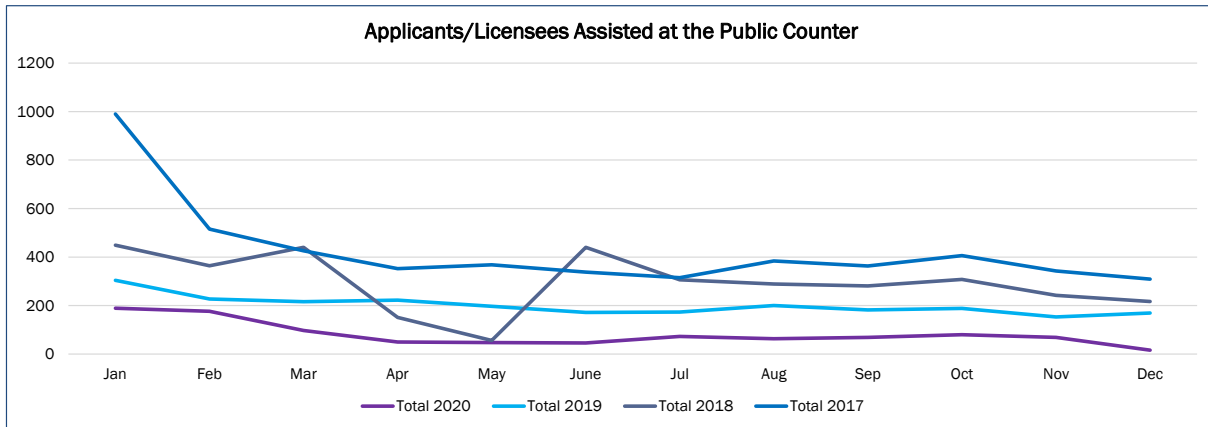
**VN Initial Licensure**

Month	Total 2020	Total 2019	Total 2018	Total 2017
Jan	0	0.8	1.4	3.25
Feb	0	0.4	1.9	4.25
Mar	0	0	2	4.75
Apr	0	1.14	1	2.6
May	0	0.15	2	2.1
June	0	0.25	0.7	1.7
Jul	0	0.25	1	2
Aug	0	0	1.6	1
Sep	0	0	1.2	1
Oct	0	0	0.9	1
Nov	0	0	1	2
Dec	0	0	0.8	2

**PT Initial Licensure**

Month	Total 2020	Total 2019	Total 2018	Total 2017
Jan	0	0	3.4	5
Feb	0	0	0.6	5.5
Mar	0	0	1.3	4.25
Apr	0	0	1	1.8
May	0	0	5	1.4
June	0	0	1.1	1.25
Jul	0	0	1.3	1.7
Aug	0	0	0.6	2.4
Sep	0	0	0.5	6.4
Oct	0	0	0.8	1.4
Nov	0	0	0.5	2.5
Dec	0	0	0.3	2.4

**BNPT Licensing Division Statistics  
January 2017 through December 2020  
Public Counter and Customer Service**

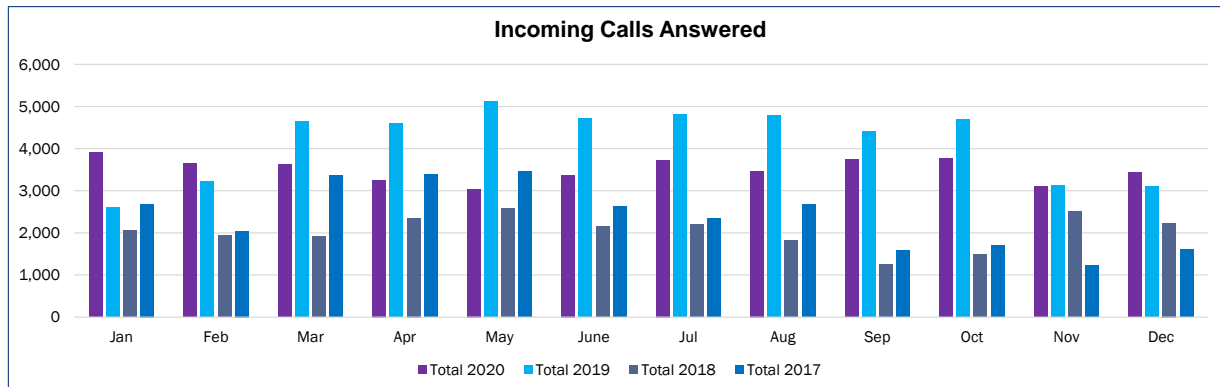
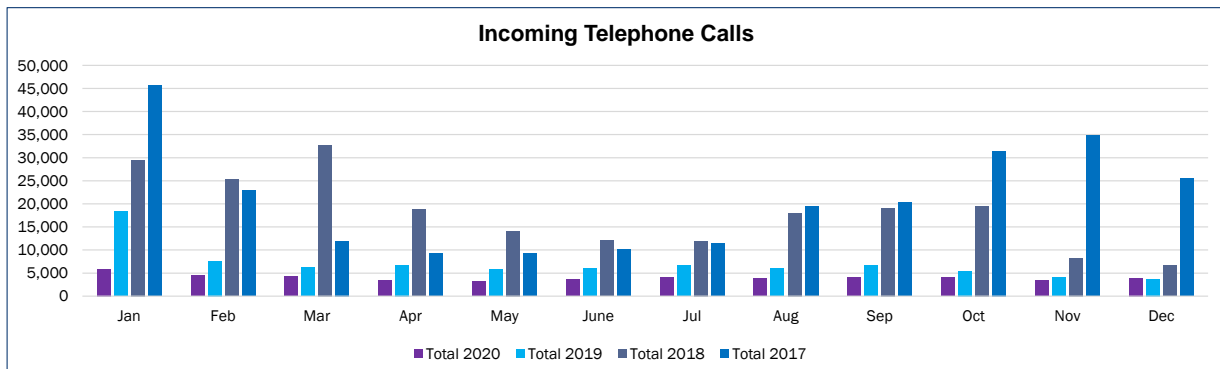


**Temporary Licenses Issued at the Public Counter**

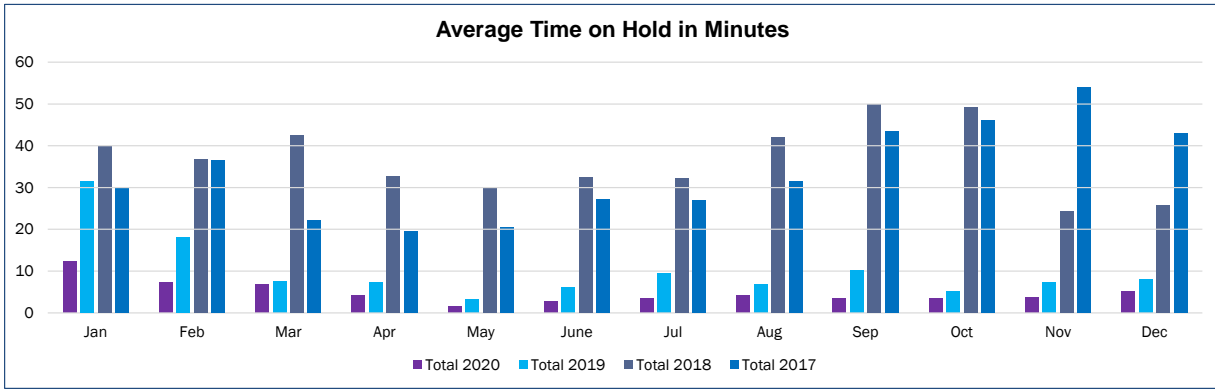
Month	Total 2020	Total 2019	Total 2018	Total 2017
Jan	0	1	30	
Feb	0	1	36	
Mar	0	0	62	
Apr	0	0	152	38
May	0	0	57	30
June	0	0	9	24
Jul	0	0	6	36
Aug	0	0	16	39
Sep	0	0	0	50
Oct	0	0	4	36
Nov	0	0	2	26
Dec	0	0	7	27
<b>Total</b>	<b>0</b>	<b>2</b>	<b>381</b>	<b>306</b>

**Incoming Emails to the General BNPT Email Box**

Month	Total 2020	Total 2019	Total 2018	Total 2017
Jan	1,279	2,594	2,051	2,846
Feb	1,004	1,551	1,483	2,237
Mar	1,544	1,279	1,832	1,921
Apr	1,477	1,154	1,548	890
May	994	1,070	1,426	974
June	1,443	1,120	1,449	1,050
Jul	1,370	982	1,462	1,051
Aug	1,311	1,016	1,690	1,393
Sep	1,410	1,305	1,484	1,264
Oct	1,257	1,685	1,646	1,807
Nov	1,034	662	1,253	2,758
Dec	977	1,047	1,228	1,445
<b>Total</b>	<b>15,100</b>	<b>15,465</b>	<b>18,552</b>	<b>19,636</b>







## Cashiering

### In House Processed Payments - VN Renewal

Month	Total 2020	Total 2019	Total 2018	Total 2017
Jan	80	141	209	344
Feb	59	106	445	121
Mar	55	94	1,037	285
Apr	66	107	644	271
May	49	132	140	117
June	47	243	71	167
Jul	75	124	165	203
Aug	46	96	181	213
Sep	68	79	119	194
Oct	46	85	171	220
Nov	57	75	158	202
Dec	43	80	136	188
<b>Total</b>	<b>691</b>	<b>1,362</b>	<b>3,476</b>	<b>2,525</b>

### Online Processed Payments - VN Renewal

Month	Total 2020	Total 2019	Total 2018	Total 2017
Jan	4,463	4,092	3,052	2,985
Feb	3,462	3,680	2,671	2,302
Mar	3,936	3,717	2,843	2,703
Apr	3,952	3,680	2,632	2,305
May	2,923	3,081	2,193	2,017
June	2,030	2,204	1,431	1,276
Jul	4,104	3,746	2,144	1,915
Aug	4,060	4,108	3,157	2,651
Sep	4,221	3,873	2,978	2,745
Oct	4,490	4,165	3,257	2,623
Nov	3,875	3,718	3,198	2,697
Dec	3,937	3,725	3,231	2,497
<b>Total</b>	<b>45,453</b>	<b>43,789</b>	<b>32,787</b>	<b>28,716</b>

### In House Processed Payments - PT Renewal

Month	Total 2020	Total 2019	Total 2018	Total 2017
Jan	5	7	26	46
Feb	7	11	37	20
Mar	3	12	112	23
Apr	4	14	69	22
May	6	12	14	10
June	3	16	11	22
Jul	7	12	18	24
Aug	8	12	12	15
Sep	1	13	15	21
Oct	7	9	27	28
Nov	3	8	14	20
Dec	8	9	15	17
<b>Total</b>	<b>62</b>	<b>135</b>	<b>370</b>	<b>268</b>

### Online Processed Payments - PT Renewal

Month	Total 2020	Total 2019	Total 2018	Total 2017
Jan	413	382	294	267
Feb	342	315	275	229
Mar	375	363	298	274
Apr	367	336	275	269
May	302	331	240	199
June	205	199	157	144
Jul	392	390	245	218
Aug	366	390	304	313
Sep	386	332	292	251
Oct	369	365	281	268
Nov	364	302	307	271
Dec	331	341	301	258
<b>Total</b>	<b>4,212</b>	<b>4,046</b>	<b>3,269</b>	<b>2,961</b>

### In House Processed Payments - VN Examinations

Month	Total 2020	Total 2019	Total 2018	Total 2017
Jan	134	85	229	694
Feb	82	163	232	320
Mar	161	159	284	514
Apr	68	204	225	703
May	52	219	358	295
June	57	134	190	492
Jul	92	209	207	260
Aug	78	166	227	305
Sep	76	58	132	264
Oct	124	99	231	306
Nov	70	88	179	189
Dec	59	95	137	209
<b>Total</b>	<b>1,053</b>	<b>1,679</b>	<b>2,631</b>	<b>4,551</b>

### Online Processed Payments - VN Examinations

Month	Total 2020	Total 2019	Total 2018	Total 2017
Jan	418	397	336	251
Feb	512	344	326	281
Mar	500	399	343	295
Apr	542	385	381	283
May	728	632	556	489
June	704	453	319	361
Jul	618	459	282	330
Aug	601	662	519	452
Sep	633	504	386	333
Oct	466	482	408	331
Nov	546	456	354	332
Dec	614	575	660	555
<b>Total</b>	<b>6,882</b>	<b>5,748</b>	<b>4,870</b>	<b>4,293</b>

**In House Processed Payments - PT Examinations**

Month	Total 2020	Total 2019	Total 2018	Total 2017
Jan	34	22	53	27
Feb	11	0	6	4
Mar	0	2	8	45
Apr	0	1	1	2
May	5	26	29	4
June	0	2	4	32
Jul	0	1	21	73
Aug	24	23	3	22
Sep	2	4	29	29
Oct	0	7	1	6
Nov	0	1	3	2
Dec	1	0	24	7
<b>Total</b>	<b>77</b>	<b>89</b>	<b>182</b>	<b>253</b>

**Online Processed Payments - PT Examinations**

Month	Total 2020	Total 2019	Total 2018	Total 2017
Jan	34	36	22	10
Feb	6	11	10	6
Mar	5	9	4	3
Apr	13	33	1	1
May	39	42	39	48
June	13	40	9	4
Jul	14	34	27	7
Aug	37	33	28	27
Sep	17	8	6	27
Oct	27	6	16	2
Nov	7	7	8	7
Dec	100	68	87	112
<b>Total</b>	<b>312</b>	<b>327</b>	<b>257</b>	<b>254</b>

**In House Processed Payments - VN Reexaminations**

Month	Total 2020	Total 2019	Total 2018	Total 2017
Jan	8	39	145	155
Feb	3	48	143	74
Mar	9	47	109	151
Apr	10	33	120	316
May	8	42	124	109
June	4	40	91	153
Jul	7	24	107	91
Aug	7	15	96	116
Sep	15	10	89	114
Oct	12	10	127	91
Nov	5	9	79	87
Dec	3	6	59	89
<b>Total</b>	<b>91</b>	<b>323</b>	<b>1,289</b>	<b>1,546</b>

**Online Processed Payments - VN Reexaminations**

Month	Total 2020	Total 2019	Total 2018	Total 2017
Jan	377	284	331	305
Feb	324	325	294	286
Mar	412	444	349	362
Apr	471	392	328	282
May	409	352	340	347
June	360	327	288	291
Jul	385	344	288	334
Aug	410	349	357	321
Sep	405	327	314	326
Oct	423	314	313	326
Nov	336	300	262	295
Dec	300	236	238	252
<b>Total</b>	<b>4,612</b>	<b>3,994</b>	<b>3,702</b>	<b>3,727</b>

**In House Processed Payments - PT Reexaminations**

	Total 2020	Total 2019	Total 2018	Total 2017
Jan	1	7	15	10
Feb	1	5	20	15
Mar	2	6	15	55
Apr	1	13	16	19
May	1	12	13	27
June	1	9	18	29
Jul	0	9	15	22
Aug	0	10	12	29
Sep	1	6	13	15
Oct	0	2	17	24
Nov	1	4	11	13
Dec	0	2	13	14
<b>Total</b>	<b>9</b>	<b>85</b>	<b>178</b>	<b>272</b>

**Online Processed Payments - PT Reexaminations**

	Total 2020	Total 2019	Total 2018	Total 2017
Jan	25	15	9	4
Feb	11	16	15	2
Mar	19	23	11	6
Apr	22	15	18	13
May	25	12	12	7
June	14	11	14	9
Jul	29	13	14	4
Aug	12	21	14	5
Sep	24	22	13	5
Oct	14	14	19	11
Nov	21	25	11	8
Dec	14	15	3	9
<b>Total</b>	<b>230</b>	<b>202</b>	<b>153</b>	<b>83</b>

**In House Processed Payments - VN Interim Permit**

Month	Total 2020	Total 2019	Total 2018	Total 2017
Jan	0	4	5	3
Feb	0	5	4	3
Mar	0	0	2	1
Apr	0	3	2	3
May	1	3	4	11
June	0	0	2	8
Jul	0	0	3	1
Aug	0	0	2	3
Sep	0	0	1	10
Oct	0	0	2	3
Nov	0	0	2	5
Dec	0	0	0	1
<b>Total</b>	<b>1</b>	<b>15</b>	<b>29</b>	<b>52</b>

**Online Processed Payments - VN Interim Permit**

Month	Total 2020	Total 2019	Total 2018	Total 2017
Jan	9	16	15	23
Feb	7	9	8	16
Mar	24	12	11	10
Apr	37	7	8	11
May	36	25	15	11
June	32	20	12	9
Jul	25	14	0	17
Aug	10	12	9	13
Sep	26	34	9	21
Oct	19	6	10	4
Nov	35	6	2	6
Dec	45	3	9	13
<b>Total</b>	<b>305</b>	<b>164</b>	<b>108</b>	<b>154</b>

**In House Processed Payments - VN Verification**

Month	Total 2020	Total 2019	Total 2018	Total 2017
Jan	31	31	70	4
Feb	39	42	61	7
Mar	25	32	59	3
Apr	30	56	69	166
May	31	41	107	103
June	30	37	62	97
Jul	30	73	68	59
Aug	37	49	81	66
Sep	40	31	48	54
Oct	36	36	41	79
Nov	32	23	64	47
Dec	30	38	34	34
<b>Total</b>	<b>391</b>	<b>489</b>	<b>764</b>	<b>719</b>

**Online Processed Payments - VN Verification**

Month	Total 2020	Total 2019	Total 2018	Total 2017
Jan	112	88	105	11
Feb	110	89	79	15
Mar	110	130	85	18
Apr	93	91	83	95
May	122	128	96	76
June	102	117	87	91
Jul	121	125	87	89
Aug	127	125	104	91
Sep	117	106	88	76
Oct	147	125	101	84
Nov	144	86	92	68
Dec	163	81	77	51
<b>Total</b>	<b>1,468</b>	<b>1,291</b>	<b>1,084</b>	<b>765</b>

**In House Processed Payments - VN Initial Licensure**

Month	Total 2020	Total 2019	Total 2018	Total 2017
Jan	1	17	56	27
Feb	2	36	43	110
Mar	2	20	63	146
Apr	2	23	79	60
May	4	8	77	83
June	0	3	48	101
Jul	0	10	51	59
Aug	1	6	47	80
Sep	4	4	30	56
Oct	3	3	40	73
Nov	1	5	41	47
Dec	0	3	28	53
<b>Total</b>	<b>20</b>	<b>138</b>	<b>603</b>	<b>895</b>

**Online Processed Payments - VN Initial Licensure**

Month	Total 2020	Total 2019	Total 2018	Total 2017
Jan	510	474	450	465
Feb	454	540	437	430
Mar	534	545	515	535
Apr	464	561	571	559
May	413	506	475	453
June	582	581	563	454
Jul	686	678	525	484
Aug	643	605	581	567
Sep	649	554	513	556
Oct	647	677	561	512
Nov	499	550	450	432
Dec	441	506	490	436
<b>Total</b>	<b>6,522</b>	<b>6,777</b>	<b>6,131</b>	<b>5,883</b>

**In House Processed Payments - PT Initial Licensure**

Month	Total 2020	Total 2019	Total 2018	Total 2017
Jan	0	3	1	7
Feb	0	7	2	5
Mar	2	3	5	9
Apr	0	3	1	3
May	0	1	8	10
June	0	0	2	3
Jul	0	0	3	9
Aug	0	0	5	2
Sep	0	0	1	3
Oct	0	1	6	1
Nov	0	0	3	7
Dec	0	0	4	4
<b>Total</b>	<b>2</b>	<b>18</b>	<b>41</b>	<b>63</b>

**Online Processed Payments - PT Initial Licensure**

Month	Total 2020	Total 2019	Total 2018	Total 2017
Jan	17	19	16	14
Feb	26	57	26	22
Mar	33	50	16	14
Apr	17	24	50	26
May	32	17	43	41
June	21	15	23	23
Jul	24	40	28	34
Aug	32	30	32	29
Sep	21	53	25	26
Oct	35	53	30	33
Nov	18	26	41	34
Dec	12	26	20	23
<b>Total</b>	<b>288</b>	<b>410</b>	<b>350</b>	<b>319</b>

**Incoming Mail**

