



BUSINESS, CONSUMER SERVICES, AND HOUSING AGENCY • GAVIN NEWSOM, GOVERNOR  
**Board of Vocational Nursing and Psychiatric Technicians**  
2535 Capitol Oaks Drive Suite 205, Sacramento, CA 95833-2945  
Phone 916-263-7800 Fax 916-263-7855 Web www.bvnpt.ca.gov



## MEMORANDUM

DATE August 2021  
TO Board Members  
FROM Antoinette Wood  
Enforcement Division Chief  
SUBJECT Enforcement Division Report

### **STAFFING**

The Enforcement Division currently has multiple staff out on various types of leave. To handle the open caseload, the Outreach and Education Manager was redirected to the Licensee Applicant Case Review Unit (LACRU) manager position. This internal change eliminated the potential need for an exceptional allocation, the inherently complex personnel process used when the duties of a position fall outside the typical or intended use of a class specification.

### **STATISTICAL OVERVIEW**

Attached is the BVNPT Enforcement Report - This report includes statistical data from 2018 to present.

### **NOTABLE HIGHLIGHTS**

#### **Total Number of Investigations Assigned**

The total number of cases assigned for investigation decreased from 2094 in Fiscal Year (FY) 2020 to 1758 cases in FY2021 FY. This is a decrease of 336 cases total.

#### **Total Number of Pending Cases**

The total number of pending investigation cases decreased from 1219 cases in FY 2020 to 1046 cases in FY 2021. The total average pending age of all pending investigation cases decreased from 286 to 257 days.

## **Total Number of Investigations Completed**

The total number of investigations completed decreased from 2294 in FY 2020 to 1909 in FY 2021. The average number of days to complete investigations decreased from 566 days to complete to 458 days to complete. This is due, in part, to the continuing training and quality assurance reviews conducted by the Enforcement management team.

## **Total Number of Cases Referred to the Attorney General's Office**

During FY 2020, 258 cases were sent to the Attorney General's office. During FY 2021, 221 cases were sent to the Attorney General's office.

## **Total Number of Disciplinary Cases Completed**

There were 213 disciplinary actions completed in FY 2021. The average number of days to complete these actions was 855 days, which is an increase from the previous FY's 759 days. This is in part, due to the pandemic which has shuttered court rooms and caused a delay or backlog in some cases.

## **Licensee Probation**

During FY 2021, there were 106 new probationers. The average number of days from assignment to first contact was 7 days.

## **Possible Issues Due to COVID-19**

While the Enforcement Division is diligently working on closing cases, we may continue to see case aging issues or maintain a sizeable backlog if the courts do not re-open fully. Since Enforcement relies heavily on local and federal courts for criminal cases, delays may occur as we have no control over how the courts set their hearing calendars.

Furthermore, complaint intake is down. This may be due to fewer issues occurring; however, it is more likely that the medical facilities are simply overwhelmed and not reporting in a timely manner. We expect to see a surge in reporting once and if the pandemic eases.



# **Enforcement Division Statistical Data**

April 1, 2018 through June 30, 2021

# **Executive Summary**

**BVNPT Enforcement Division Statistics  
April 1, 2018 through June 30, 2021**

**Applicant Intake Received**

Month	Total 2021	Total 2020	Total 2019	Total 2018
Jan	26	19	30	
Feb	20	13	35	
Mar	30	29	50	
Apr	15	24	42	69
May	19	18	60	36
June	37	13	18	40
Jul		19	34	38
Aug		10	15	71
Sep		13	31	40
Oct		13	56	59
Nov		18	32	37
Dec		12	15	53
<b>Total</b>	<b>147</b>	<b>201</b>	<b>418</b>	<b>443</b>

**Licensee Arrest/Convictions Received**

Month	Total 2021	Total 2020	Total 2019	Total 2018
Jan	68	71	75	
Feb	80	103	78	
Mar	74	90	67	
Apr	74	70	84	69
May	53	62	71	73
June	106	51	70	74
Jul		69	73	63
Aug		74	83	96
Sep		84	57	56
Oct		77	74	85
Nov		86	55	46
Dec		63	209	70
<b>Total</b>	<b>455</b>	<b>900</b>	<b>996</b>	<b>632</b>

**Licensee Complaints Received**

Month	Total 2021	Total 2020	Total 2019	Total 2018
Jan	72	117	126	
Feb	77	105	83	
Mar	94	87	111	
Apr	87	85	87	84
May	77	59	65	83
June	76	82	66	64
Jul		85	69	67
Aug		98	75	55
Sep		80	70	59
Oct		107	95	80

Nov		73	54	57
Dec		72	82	60
<b>Total</b>	<b>483</b>	<b>1,050</b>	<b>983</b>	<b>609</b>

**Out of State/Other State Agency Discipline**

Month	Total 2021	Total 2020	Total 2019	Total 2018
Jan	4	4	0	
Feb	5	4	4	
Mar	11	2	4	
Apr	9	6	5	7
May	8	2	5	4
June	4	4	7	2
Jul		4	6	4
Aug		5	1	0
Sep		7	3	0
Oct		4	5	5
Nov		3	2	0
Dec		13	9	6
<b>Total</b>	<b>41</b>	<b>58</b>	<b>51</b>	<b>28</b>

**Other**

Month	Total 2021	Total 2020	Total 2019	Total 2018
Jan	68	113	126	
Feb	72	101	79	
Mar	83	85	107	
Apr	78	79	82	77
May	69	57	60	79
June	72	78	59	62
Jul		81	63	63
Aug		93	74	54
Sep		73	80	59
Oct		103	100	75
Nov		70	56	57
Dec		59	90	54
<b>Total</b>	<b>442</b>	<b>992</b>	<b>976</b>	<b>580</b>

**Cases Closed at Intake**

Month	Total 2021	Total 2020	Total 2019	Total 2018
Jan	36	36	60	
Feb	27	25	38	
Mar	28	21	35	
Apr	31	22	29	31
May	32	15	29	29

June	40	23	28	15
Jul		35	32	25
Aug		16	31	13
Sep		39	28	13
Oct		48	42	44
Nov		34	23	28
Dec		36	45	16
<b>Total</b>	<b>194</b>	<b>350</b>	<b>420</b>	<b>214</b>

#### Cases Pending at Intake

Month	Total 2021	Total 2020	Total 2019	Total 2018
Jan	0	10	37	
Feb	5	3	38	
Mar	1	2	15	
Apr	0	4	21	42
May	0	5	3	14
June	0	0	2	62
Jul		9	25	30
Aug		0	38	51
Sep		0	43	14
Oct		7	21	11
Nov		4	19	97
Dec		4	0	41

#### Total Intake Received

Month	Total 2021	Total 2020	Total 2019	Total 2018
Jan	166	207	231	
Feb	177	221	196	
Mar	198	206	228	
Apr	176	179	213	222
May	149	139	196	192
June	219	146	154	178
Jul		173	176	168
Aug		182	173	224
Sep		177	171	155
Oct		197	235	224
Nov		177	145	140
Dec		147	323	183
<b>Total</b>	<b>1085</b>	<b>2,151</b>	<b>2,441</b>	<b>1,686</b>

#### Desk Investigations Assigned - ESU

Month	Total 2021	Total 2020	Total 2019	Total 2018
Jan	22	43	110	

Feb	33	38	62	
Mar	31	41	69	
Apr	40	35	16	25
May	32	19	21	21
June	36	39	16	15
Jul		40	22	28
Aug		28	33	7
Sep		49	45	22
Oct		26	31	6
Nov		33	24	47
Dec		21	67	7
<b>Total</b>	<b>194</b>	<b>412</b>	<b>516</b>	<b>178</b>

#### Desk Investigations Pending - ESU

Month	Total 2021	Total 2020	Total 2019	Total 2018
Jan	124	188	247	
Feb	110	198	251	
Mar	102	201	253	
Apr	121	192	206	214
May	112	181	145	207
June	107	200	121	183
Jul		197	132	170
Aug		190	157	173
Sep		184	148	180
Oct		158	166	151
Nov		164	155	182
Dec		129	171	181

#### Desk Investigations Pending Age (Days) - ESU

Month	Total 2021	Total 2020	Total 2019	Total 2018
Jan	126	148	180	
Feb	110	142	167	
Mar	102	141	156	
Apr	112	145	181	240
May	108	158	209	247
June	93	153	237	240
Jul		141	235	223
Aug		136	206	241
Sep		116	179	232
Oct		129	158	247
Nov		127	182	214
Dec		133	134	241
<b>Average</b>	<b>109</b>	<b>139</b>	<b>185</b>	<b>236</b>

**Investigations Completed - ESU**

Month	Total 2021	Total 2020	Total 2019	Total 2018
Jan	31	14	31	
Feb	40	36	48	
Mar	33	40	67	
Apr	16	42	68	20
May	30	40	81	25
June	34	23	45	38
Jul		44	13	41
Aug		38	8	3
Sep		60	47	17
Oct		55	28	34
Nov		32	34	16
Dec		57	43	7
<b>Total</b>	<b>184</b>	<b>481</b>	<b>513</b>	<b>201</b>

**Investigations Completed: Average days - ESU**

Month	Total 2021	Total 2020	Total 2019	Total 2018
Jan	193	104	236	
Feb	155	148	227	
Mar	133	187	153	
Apr	199	156	147	256
May	149	143	164	261
June	157	231	129	328
Jul		192	220	295
Aug		221	458	422
Sep		198	260	457
Oct		118	204	273
Nov		171	113	324
Dec		147	218	244
<b>Average</b>	<b>164</b>	<b>168</b>	<b>211</b>	<b>318</b>

**Desk Investigations Assigned - LACRU**

Month	Total 2021	Total 2020	Total 2019	Total 2018
Jan	85	89	132	
Feb	91	125	133	
Mar	110	113	132	
Apr	96	101	114	138
May	76	83	144	134
June	120	67	101	102
Jul		97	102	150
Aug		95	128	167
Sep		103	75	114



Oct		96	130	154
Nov		92	90	104
Dec		93	242	135
<b>Total</b>	<b>578</b>	<b>1,154</b>	<b>1,523</b>	<b>1,198</b>

**Desk Investigations Pending – LACRU**

Month	Total 2021	Total 2020	Total 2019	Total 2018
Jan	647	712	760	
Feb	669	719	749	
Mar	674	717	737	
Apr	699	691	713	740
May	683	634	735	701
June	702	607	738	680
Jul		642	739	670
Aug		617	764	705
Sep		613	725	721
Oct		615	708	733
Nov		642	693	714
Dec		654	753	732

**Desk Investigations Pending Age (Days) – LACRU**

Month	Total 2021	Total 2020	Total 2019	Total 2018
Jan	300	230	225	
Feb	294	225	219	
Mar	285	231	210	
Apr	272	241	215	249
May	284	258	214	238
June	277	275	223	225
Jul		273	226	219
Aug		283	216	203
Sep		285	230	213
Oct		287	226	212
Nov		291	229	223
Dec		294	221	226
<b>Average</b>	<b>285</b>	<b>264</b>	<b>221</b>	<b>223</b>

**Investigations Completed - LACRU**

Month	Total 2021	Total 2020	Total 2019	Total 2018
Jan	94	126	116	
Feb	75	125	138	
Mar	107	114	153	
Apr	70	123	129	147
May	92	139	127	157

June	98	91	94	128
Jul		63	97	151
Aug		117	107	135
Sep		106	113	102
Oct		96	152	138
Nov		60	106	125
Dec		82	187	107
<b>Total</b>	<b>536</b>	<b>1,242</b>	<b>1,519</b>	<b>1,190</b>

**Investigations Completed: Average days - LACRU**

Month	Total 2021	Total 2020	Total 2019	Total 2018
Jan	210	210	155	
Feb	190	205	213	
Mar	277	170	219	
Apr	320	160	181	244
May	189	169	160	247
June	207	162	152	268
Jul		172	228	190
Aug		173	251	175
Sep		176	196	143
Oct		173	199	139
Nov		149	215	154
Dec		174	98	186
<b>Average</b>	<b>232</b>	<b>174</b>	<b>189</b>	<b>194</b>

**Non-Sworn Investigations Assigned**

Month	Total 2021	Total 2020	Total 2019	Total 2018
Jan	10	5	18	
Feb	5	9	23	
Mar	12	6	15	
Apr	18	6	12	17
May	12	6	15	14
June	5	13	11	12
Jul		11	3	21
Aug		2	2	9
Sep		5	23	7
Oct		40	8	9
Nov		13	4	40
Dec		3	8	0
<b>Total</b>	<b>62</b>	<b>119</b>	<b>142</b>	<b>129</b>

**Non-Sworn Investigations Pending  
Assigned to Investigator**

Month	Total 2021	Total 2020	Total 2019	Total 2018
Jan	99	161	140	
Feb	90	164	144	
Mar	76	129	147	
Apr	78	128	170	105
May	84	113	148	124
June	69	136	138	112
Jul		128	151	110
Aug		119	178	118
Sep		102	176	121
Oct		129	188	120
Nov		125	188	125
Dec		109	170	124

**Non-Sworn Investigations Pending - Unassigned**

Month	Total 2021	Total 2020	Total 2019	Total 2018
Jan	0	32	140	
Feb	0	26	138	
Mar	0	45	134	
Apr	0	29	110	184
May	0	29	118	160
June	0	0	119	177
Jul		0	100	182
Aug		0	52	181
Sep		0	62	171
Oct		0	32	162
Nov		0	21	189
Dec		0	28	177

**Non-Sworn Investigations Pending - Pending Age (Days)**

Month	Total 2021	Total 2020	Total 2019	Total 2018
Jan	218	412	407	
Feb	217	417	388	
Mar	193	410	383	
Apr	198	403	381	381
May	196	395	392	376
June	214	362	387	383
Jul		355	402	368
Aug		338	421	390
Sep		306	424	410
Oct		240	406	406
Nov		221	408	390

Dec		221	396	401
<b>Average</b>	<b>206</b>	<b>340</b>	<b>400</b>	<b>389</b>

**Non-Sworn Investigations Completed**

Month	Total 2021	Total 2020	Total 2019	Total 2018
Jan	20	10	32	
Feb	14	12	20	
Mar	27	23	16	
Apr	15	25	14	16
May	7	21	27	17
June	19	19	17	7
Jul		17	9	18
Aug		17	23	1
Sep		22	6	12
Oct		14	29	17
Nov		17	17	3
Dec		19	18	16
<b>Total</b>	<b>102</b>	<b>216</b>	<b>228</b>	<b>107</b>

**Non-Sworn Investigations Completed - Average Days to Complete**

Month	Total 2021	Total 2020	Total 2019	Total 2018
Jan	322	526	476	
Feb	351	513	616	
Mar	302	641	516	
Apr	300	526	668	686
May	409	626	431	682
June	224	602	717	757
Jul		503	731	733
Aug		573	540	575
Sep		571	545	659
Oct		486	620	711
Nov		463	675	801
Dec		394	704	671
<b>Average</b>	<b>318</b>	<b>535</b>	<b>603</b>	<b>697</b>

**Field Sworn/DOI Investigations Assigned**

Month	Total 2021	Total 2020	Total 2019	Total 2018
Jan	9	16	29	
Feb	11	13	13	
Mar	22	20	24	
Apr	11	5	26	9
May	18	8	19	14
June	11	3	15	19

Jul		19	7	4
Aug		18	14	6
Sep		2	16	11
Oct		15	27	53
Nov		5	19	1
Dec		8	15	16
<b>Total</b>	<b>82</b>	<b>132</b>	<b>224</b>	<b>133</b>

**Field Sworn/DOI Investigations Pending**

Month	Total 2021	Total 2020	Total 2019	Total 2018
Jan	138	203	201	
Feb	135	200	208	
Mar	136	210	222	
Apr	127	191	224	185
May	126	179	233	181
June	126	172	216	179
Jul		165	203	168
Aug		167	199	155
Sep		147	197	156
Oct		155	211	196
Nov		151	207	194
Dec		140	199	192

**Field Sworn/DOI Investigations Pending Age (Days)**

Month	Total 2021	Total 2020	Total 2019	Total 2018
Jan	298	314	353	
Feb	287	310	354	
Mar	257	309	352	
Apr	251	300	360	351
May	217	314	363	364
June	218	337	338	371
Jul		323	347	395
Aug		289	364	415
Sep		283	368	432
Oct		281	339	345
Nov		298	326	361
Dec		302	328	357
<b>Average</b>	<b>255</b>	<b>305</b>	<b>349</b>	<b>377</b>

**Field Sworn/DOI Investigations Completed**

Month	Total 2021	Total 2020	Total 2019	Total 2018
Jan	8	14	14	
Feb	5	15	10	

Mar	10	7	8	
Apr	16	20	12	15
May	10	17	12	17
June	10	8	13	21
Jul		17	15	10
Aug		10	16	13
Sep		18	14	8
Oct		21	14	5
Nov		13	20	6
Dec		2	14	7
<b>Total</b>	<b>59</b>	<b>162</b>	<b>162</b>	<b>102</b>

**DOI Investigations (avg. days to complete)**

Month	Total 2021	Total 2020	Total 2019	Total 2018
Jan	386	432	342	
Feb	444	485	401	
Mar	426	315	158	
Apr	386	509	302	326
May	443	365	341	362
June	388	410	349	278
Jul		494	335	240
Aug		646	431	370
Sep		502	446	397
Oct		374	523	640
Nov		374	432	595
Dec		484	462	447
<b>Average</b>	<b>412</b>	<b>449</b>	<b>377</b>	<b>406</b>

**Total Investigation Cases Completed**

Month	Total 2021	Total 2020	Total 2019	Total 2018
Jan	141	158	194	
Feb	152	186	197	
Mar	172	171	265	
Apr	128	225	192	198
May	159	208	252	222
June	174	131	179	177
Jul		149	140	226
Aug		190	180	179
Sep		201	211	161
Oct		157	230	237
Nov		110	160	163
Dec		174	289	131

<b>Total</b>	<b>926</b>	<b>2,060</b>	<b>2,489</b>	<b>1,694</b>
--------------	------------	--------------	--------------	--------------

**Second Level Reviews (AS05) Pending**

Month	Total 2021	Total 2020	Total 2019	Total 2018
Jan	21	18	11	
Feb	14	13	17	
Mar	19	23	11	
Apr	18	12	28	1
May	15	16	22	6
June	11	21	20	8
Jul		15	24	13
Aug		12	11	17
Sep		14	6	15
Oct		2	6	14
Nov		10	13	16
Dec		7	3	16
<b>Total</b>	<b>98</b>	<b>163</b>	<b>172</b>	<b>106</b>

**Second Level Reviews (AS05) Completed**

Month	Total 2021	Total 2020	Total 2019	Total 2018
Jan	6	10	26	
Feb	47	32	14	
Mar	32	18	34	
Apr	36	61	1	30
May	22	36	39	31
June	33	21	50	18
Jul		49	28	27
Aug		37	60	19
Sep		43	21	25
Oct		30	28	15
Nov		20	30	17
Dec		42	48	17
<b>Total</b>	<b>176</b>	<b>399</b>	<b>379</b>	<b>199</b>

**Citations Issued - Discipline Unit**

Month	Total 2021	Total 2020	Total 2019	Total 2018
Jan	7	14	6	
Feb	17	10	7	
Mar	15	6	9	
Apr	23	23	8	12
May	10	13	8	6
June	7	10	9	1
Jul		7	6	7
Aug		11	8	12

Sep		11	15	11
Oct		18	18	5
Nov		15	18	19
Dec		7	12	1
<b>Total</b>	<b>79</b>	<b>145</b>	<b>124</b>	<b>74</b>

**CE Audit Citations Issued - Discipline Unit**

Month	Total 2021	Total 2020	Total 2019	Total 2018
Jan	0	6		
Feb	0	6		
Mar	0	4		
Apr	0	7		
May	0	0		
June	0	0		
Jul		0	1	
Aug		0	0	
Sep		0	3	
Oct		0	8	
Nov		0	10	
Dec		0	7	
<b>Total</b>	<b>0</b>	<b>23</b>	<b>29</b>	

**License Applicants Denied - Discipline Unit**

Month	Total 2021	Total 2020	Total 2019	Total 2018
Jan	1	2	5	
Feb	1	2	4	
Mar	0	1	1	
Apr	5	1	3	3
May	8	0	3	4
June	8	2	1	5
Jul		4	3	2
Aug		4	2	6
Sep		3	3	3
Oct		1	3	6
Nov		0	3	2
Dec		1	1	2
<b>Total</b>	<b>23</b>	<b>21</b>	<b>32</b>	<b>33</b>



**Total Accusations Filed by Discipline Unit**

Month	Total 2021	Total 2020	Total 2019	Total 2018
Jan	6	17	26	
Feb	12	27	21	
Mar	15	16	30	
Apr	21	17	19	33
May	17	17	22	31
June	27	13	25	29
Jul		9	11	34
Aug		12	18	40
Sep		13	22	18
Oct		9	14	30
Nov		7	23	16
Dec		13	23	29
<b>Total</b>	<b>98</b>	<b>170</b>	<b>254</b>	<b>260</b>

**Total Statement of Issues Filed by Discipline Unit**

Month	Total 2021	Total 2020	Total 2019	Total 2018
Jan	0	2	2	
Feb	1	1	3	
Mar	1	0	4	
Apr	0	2	1	1
May	1	0	1	2
June	2	1	1	2
Jul		0	2	1
Aug		1	3	1
Sep		1	0	2
Oct		1	2	0
Nov		2	3	0
Dec		0	1	3
<b>Total</b>	<b>5</b>	<b>11</b>	<b>23</b>	<b>12</b>

**Total Number of Cases Referred to AG's Office**

Month	Total 2021	Total 2020	Total 2019	Total 2018
Jan	20	28	22	
Feb	17	8	18	
Mar	16	21	30	
Apr	15	17	20	32
May	37	18	27	31
June	30	11	9	47
Jul		18	28	27
Aug		5	28	30
Sep		20	32	24

Oct		9	24	23
Nov		12	15	22
Dec		20	21	30
<b>Total</b>	<b>135</b>	<b>187</b>	<b>274</b>	<b>266</b>

#### Cases Pending at AG - Referred by Discipline Unit

Month	Total 2021	Total 2020	Total 2019	Total 2018
Jan	132	208	278	
Feb	135	197	265	
Mar	129	180	261	
Apr	129	185	244	287
May	155	193	255	300
June	164	181	225	323
Jul		177	225	319
Aug		163	244	311
Sep		155	237	315
Oct		151	233	321
Nov		137	229	319
Dec		126	221	308

#### Total Disciplinary Actions Completed

Month	Total 2021	Total 2020	Total 2019	Total 2018
Jan	8	32	17	
Feb	10	15	31	
Mar	20	36	32	
Apr	15	13	35	28
May	11	11	14	16
June	20	24	38	26
Jul		18	30	28
Aug		19	14	34
Sep		27	36	18
Oct		19	27	27
Nov		17	16	16
Dec		28	30	47
<b>Total</b>	<b>84</b>	<b>259</b>	<b>320</b>	<b>240</b>

#### Average Days to Complete Discipline - Target 540 Days

Month	Total 2021	Total 2020	Total 2019	Total 2018
Jan	843	940	643	
Feb	1001	701	683	
Mar	921	618	763	
Apr	373	493	795	831
May	766	791	800	846

June	727	771	807	681
Jul		720	718	792
Aug		711	1208	900
Sep		858	732	815
Oct		836	660	770
Nov		1047	801	887
Dec		923	826	727
<b>Average</b>	<b>772</b>	<b>784</b>	<b>786</b>	<b>805</b>

**Percentage of Cases Closed within Target**

Month	Total 2021	Total 2020	Total 2019	Total 2018
Jan	14	28		
Feb	10	27		
Mar	15	39		
Apr	40	69		
May	27	36		
June	50	29		
Jul		33	50	
Aug		37	14	
Sep		37	39	
Oct		30	52	
Nov		12	19	
Dec		14	37	
<b>Average</b>	<b>26</b>	<b>33</b>	<b>35</b>	

**Total Number of Probationers**

Month	Total 2021	Total 2020	Total 2019	Total 2018
Jan	330	369	412	
Feb	324	366	417	
Mar	321	374	395	
Apr	318	374	398	471
May	316	357	385	463
June	324	350	391	460
Jul		346	389	440
Aug		343	377	427
Sep		339	380	431
Oct		336	373	426
Nov		337	365	421
Dec		329	371	417

**Active Probationers**

Month	Total 2021	Total 2020	Total 2019	Total 2018
Jan	305	344	386	
Feb	298	341	390	
Mar	295	349	370	
Apr	292	348	373	442
May	291	331	359	436
June	299	324	365	432
Jul		319	364	412
Aug		316	354	400
Sep		312	355	403
Oct		310	347	399
Nov		311	340	394
Dec		304	346	390

**Tolled Probationers**

Month	Total 2021	Total 2020	Total 2019	Total 2018
Jan	25	25	26	
Feb	26	25	27	
Mar	26	25	25	
Apr	26	26	25	29
May	25	26	26	27
June	25	26	26	28
Jul		27	25	28
Aug		27	23	27
Sep		27	25	28
Oct		26	26	27
Nov		26	25	27
Dec		25	25	27

**Probationers Successful Completions**

Month	Total 2021	Total 2020	Total 2019	Total 2018
Jan	2	8	10	
Feb	4	6	6	
Mar	4	4	7	
Apr	10	8	8	4
May	1	10	9	8
June	5	3	7	4
Jul		6	9	19
Aug		7	8	12
Sep		3	4	10
Oct		5	11	5
Nov		6	11	7

Dec		2	6	2
<b>Total</b>	<b>26</b>	<b>68</b>	<b>96</b>	<b>71</b>

**New Probationers**

Month	Total 2021	Total 2020	Total 2019	Total 2018
Jan	6	15	21	
Feb	2	6	14	
Mar	10	13	16	
Apr	12	7	12	11
May	8	1	4	9
June	22	8	17	3
Jul		6	14	7
Aug		11	6	14
Sep		4	11	4
Oct		8	14	14
Nov		9	6	17
Dec		5	9	8
<b>Total</b>	<b>60</b>	<b>93</b>	<b>144</b>	<b>87</b>

**Average Days from Assignment to First Contact**

Month	Total 2021	Total 2020	Total 2019	Total 2018
Jan	4	2		
Feb	10	2		
Mar	5	5		
Apr	4	3		
May	5	7		
June	3	5		
Jul		6	8	
Aug		6	5	
Sep		5	7	
Oct		8	8	
Nov		6	3	
Dec		5	2	
<b>Average</b>	<b>5</b>	<b>5</b>	<b>6</b>	

**Number of Probation Violations**

Month	Total 2021	Total 2020	Total 2019	Total 2018
Jan	4	10		
Feb	3	11		
Mar	4	11		
Apr	5	4		
May	12	14		
June	10	9		

Jul		8	7	
Aug		8	8	
Sep		9	17	
Oct		13	11	
Nov		11	16	
Dec		3	8	
<b>Total</b>	<b>38</b>	<b>111</b>	<b>67</b>	

**Average Days from Violation Reported to Action Initiated - Target 30 Days**

Month	Total 2021	Total 2020	Total 2019	Total 2018
Jan	12	1		
Feb	7	1		
Mar	8	6		
Apr	6	8		
May	7	4		
June	1	3		
Jul		4	9	
Aug		2	1	
Sep		3	1	
Oct		2	2	
Nov		1	2	
Dec		1	2	
<b>Average</b>	<b>7</b>	<b>3</b>	<b>3</b>	

**Subsequent Probation Discipline Cases Initiated**

Month	Total 2021	Total 2020	Total 2019	Total 2018
Jan	1	8		
Feb	4	2		
Mar	3	5		
Apr	4	5		
May	4	4		
June	7	4		
Jul		7	7	
Aug		6	2	
Sep		4	7	
Oct		8	3	
Nov		10	6	
Dec		4	4	
<b>Total</b>	<b>23</b>	<b>67</b>	<b>29</b>	

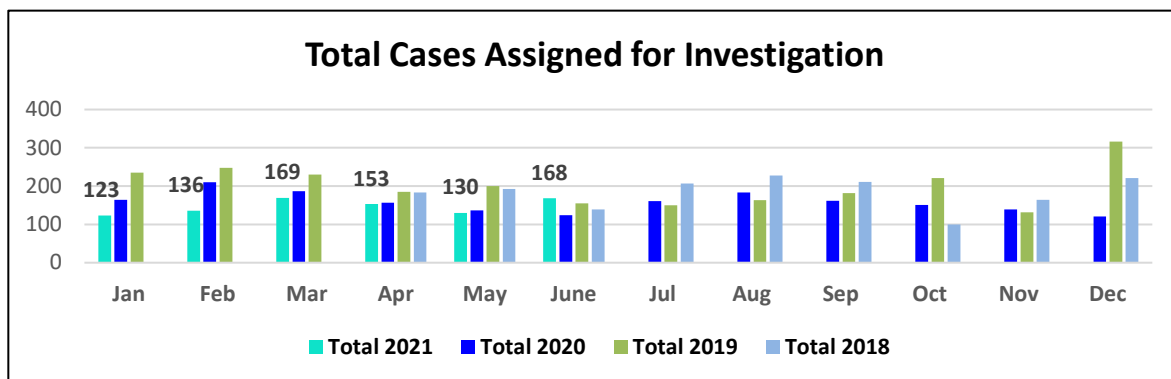
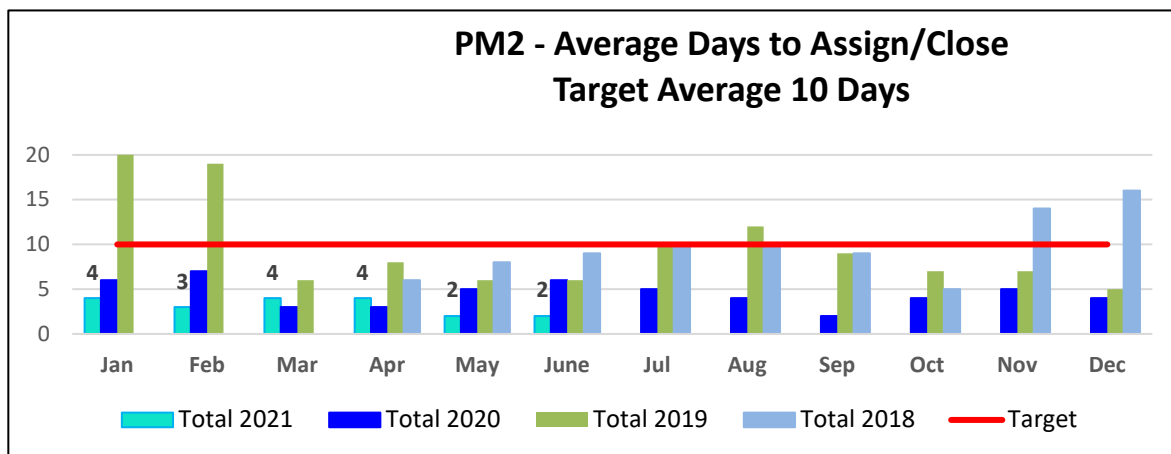
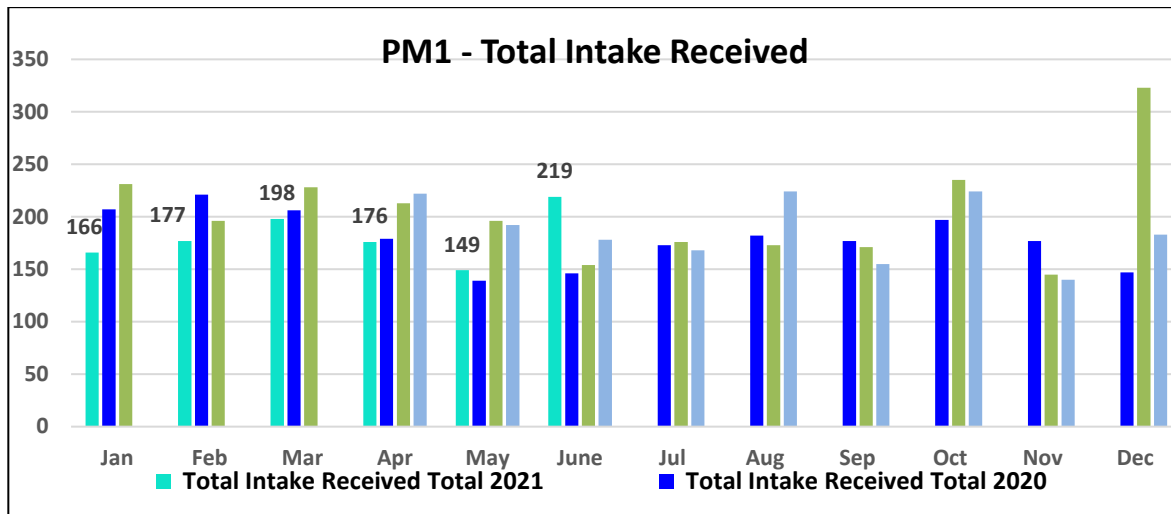
**Subsequent Probation Discipline Cases Pending**

Month	Total 2021	Total 2020	Total 2019	Total 2018
Jan	51	45	61	
Feb	49	39	56	
Mar	42	42	52	
Apr	37	45	52	
May	34	43	48	
June	39	44	50	
Jul		51	48	
Aug		47	43	
Sep		48	43	52
Oct		54	42	53
Nov		57	42	55
Dec		55	46	57

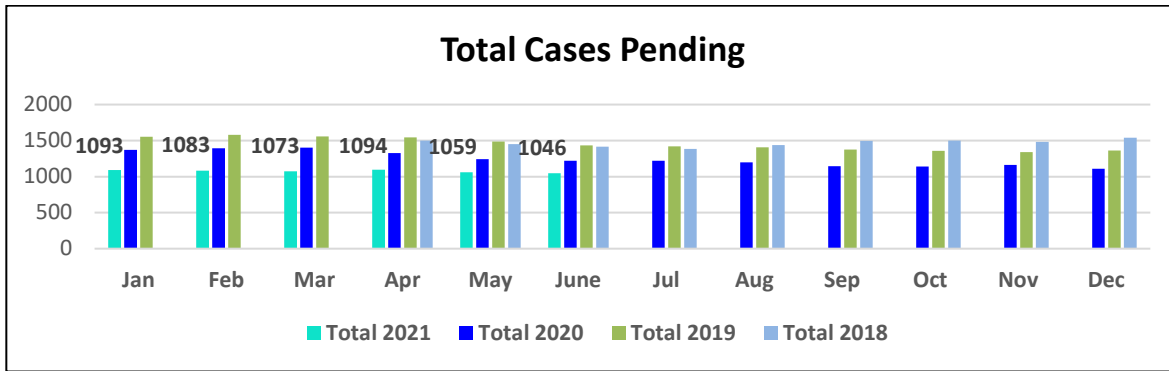
**Subsequent Probation Discipline Cases Completed**

Month	Total 2021	Total 2020	Total 2019	Total 2018
Jan	4	4	8	
Feb	2	4	5	
Mar	6	1	10	
Apr	11	2	2	2
May	6	8	8	12
June	1	2	4	3
Jul		2	8	9
Aug		8	7	5
Sep		6	3	4
Oct		7	6	3
Nov		1	6	1
Dec		8	1	3
<b>Total</b>	<b>30</b>	<b>53</b>	<b>68</b>	<b>42</b>

# PERFORMANCE MEASURES





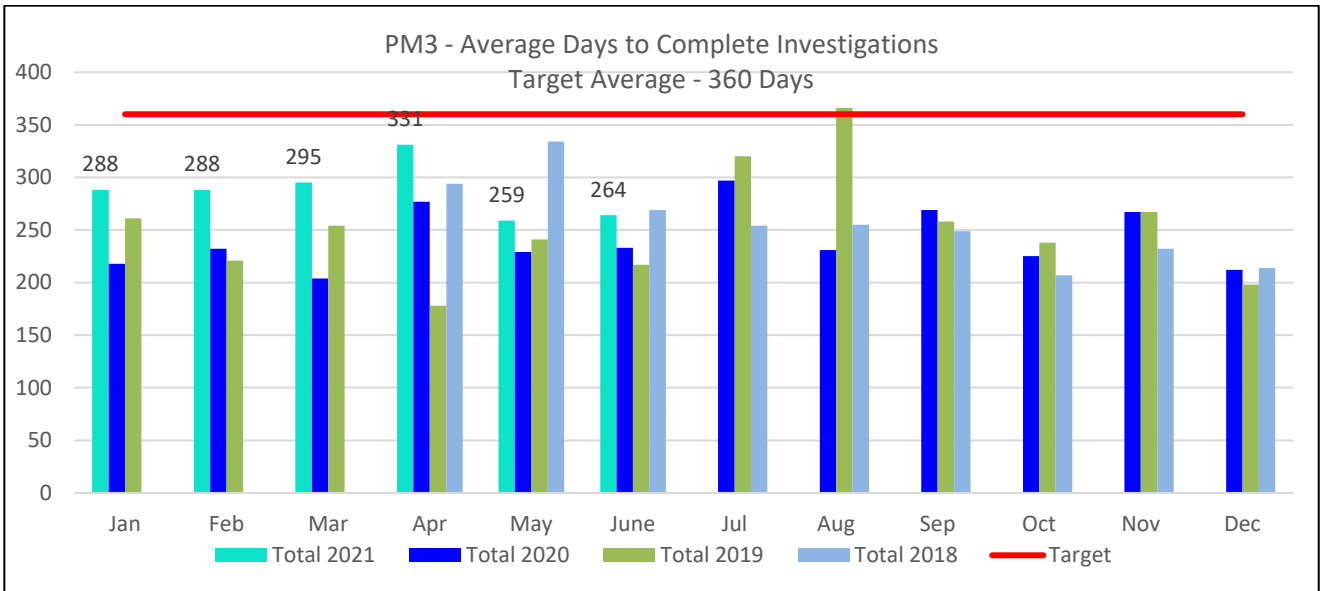


### Total Cases Pending Age (Days)

Month	Total 2021	Total 2020	Total 2019	Total 2018
Jan	291	266	272	
Feb	290	262	269	
Mar	277	267	262	
Apr	264	265	272	293
May	265	276	278	282
June	257	286	285	284
Jul		280	289	281
Aug		280	276	270
Sep		277	276	270
Oct		279	271	264
Nov		279	275	273
Dec		290	261	276
<b>Average</b>	<b>274</b>	<b>276</b>	<b>274</b>	<b>277</b>

### PM3 - Total Investigation Cases Completed

Month	Total 2021	Total 2020	Total 2019	Total 2018
Jan	141	158	194	
Feb	152	186	197	
Mar	172	171	265	
Apr	128	225	192	198
May	159	208	252	222
June	174	131	179	177
Jul		149	140	226
Aug		190	180	179
Sep		201	211	161
Oct		157	230	237
Nov		110	160	163
Dec		174	289	131
<b>Total</b>	<b>926</b>	<b>2,060</b>	<b>2,489</b>	<b>1,694</b>



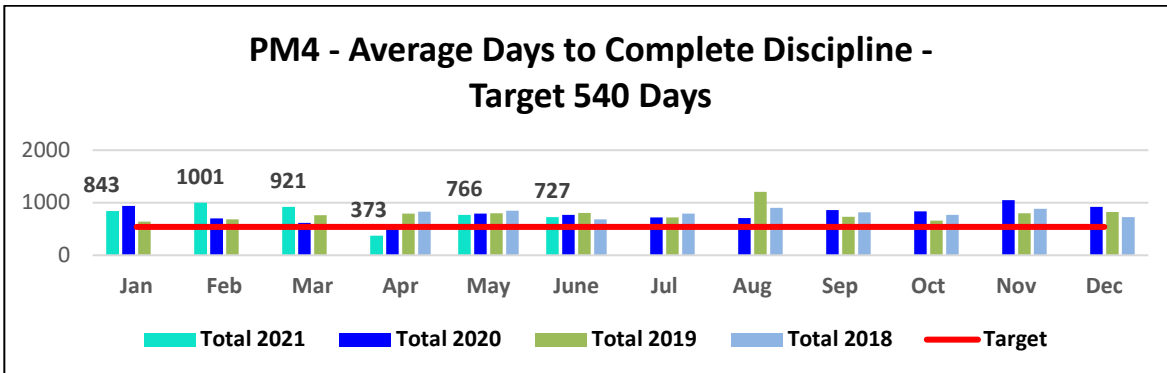
**PM3 - Percentage of Cases Closed within Target**

Month	Total 2021	Total 2020	Total 2019	Total 2018
Jan	70	78		
Feb	72	76		
Mar	66	81		
Apr	62	72		
May	74	74		
June	76	74		
Jul		64	65	
Aug		78	57	
Sep		73	70	
Oct		76	73	
Nov		74	73	
Dec		82	81	
<b>Average</b>	<b>70</b>	<b>75</b>	<b>70</b>	

**PM4 - Total Disciplinary Actions Completed**

Month	Total 2021	Total 2020	Total 2019	Total 2018
Jan	8	32	17	
Feb	10	15	31	
Mar	20	36	32	
Apr	15	13	35	28
May	11	11	14	16
June	20	24	38	26
Jul		18	30	28
Aug		19	14	34
Sep		27	36	18
Oct		19	27	27

Nov		17	16	16
Dec		28	30	47
<b>Total</b>	<b>84</b>	<b>259</b>	<b>320</b>	<b>240</b>



### PM4 - Percentage of Cases Closed within Target

Month	Total 2021	Total 2020	Total 2019	Total 2018
Jan	14	28		
Feb	10	27		
Mar	15	39		
Apr	40	69		
May	27	36		
June	50	29		
Jul		33	50	
Aug		37	14	
Sep		37	39	
Oct		30	52	
Nov		12	19	
Dec		14	37	
<b>Average</b>	<b>26</b>	<b>33</b>	<b>35</b>	

