



BUSINESS, CONSUMER SERVICES, AND HOUSING AGENCY • GAVIN NEWSOM, GOVERNOR
Board of Vocational Nursing and Psychiatric Technicians
 2535 Capitol Oaks Drive Suite 205, Sacramento, CA 95833-2945
 Phone 916-263-7800 Fax 916-263-7855 www.bvnpt.ca.gov



MEMORANDUM	
DATE	April 5, 2022
TO	Board Members
FROM	Shelley Brown Licensing Manager
SUBJECT	Licensing Division Report

STAFFING UPDATE:

There are currently two Program Technician II vacancies in the Licensing Division: one due to an internal promotion to a Staff Services Analyst and one due to a promotion at another agency. We hope to have both vacancies filled by the end of May.

LICENSING STATISTICS:

The Licensing Division Statistical Data – Executive Summary is included with the Board materials. These comprehensive Licensing statistics cover activity from January 1, 2018, through March 31, 2022.

There continues to be an increase in out-of-state LVNs applying to California under endorsement from January 2022 through March 2022. There was a 62% increase from the previous quarter and 45% increase compared to the same time last year.

The Licensing Technicians continue to do an amazing job on the inquiry phone line. January 2022 through March 2022, we maintained an average 94% caller assist rate with an average wait time of three minutes.

CE AUDIT UPDATE:

We will resume the continuing education (CE) audits in May. CE audits were suspended due to COVID-19 and the Governor’s Executive Order N-39-20, which included a temporary waiver of the continuing education requirement for individuals whose active licenses expired between March 31, 2020, and October 31, 2021.

The CE Audit began June 3, 2019, and we audit 2.5 percent of the renewal population for every renewal cycle. In May 2022 we will send 212 VN and 18 PT audit letters. To date, Enforcement has issued the following citations and fines:

- Psychiatric Technicians (PTs): 5 (\$1,850)
- Vocational Nurses (VNs): 47 (\$18,700)



**BOARD OF VOCATIONAL NURSING
AND PSYCHIATRIC TECHNICIANS**

Licensing Division

Statistical data

January 1, 2018 through March 31, 2022

Executive Summary

VN Examination Request Received

Month	Total 2022	Total 2021	Total 2020	Total 2019	Total 2018
Jan	510	499	474	439	576
Feb	687	657	759	563	654
Mar	750	797	511	499	600
Apr		707	627	519	679
May		678	764	884	892
June		690	792	543	489
Jul		578	663	616	531
Aug		639	774	867	609
Sep		762	795	617	563
Oct		641	644	556	653
Nov		624	665	565	590
Dec		761	769	662	858
Total	1,947	8,033	8237	7330	7694

PT Examination Requests Received

Month	Total 2022	Total 2021	Total 2020	Total 2019	Total 2018
Jan	28	44	65	55	74
Feb	6	588	27	16	15
Mar	2	17	3	9	11
Apr		6	16	6	3
May		40	42	90	60
June		44	13	42	13
Jul		15	16	33	47
Aug		28	63	52	65
Sep		27	15	35	55
Oct		8	28	9	12
Nov		8	7	7	11
Dec		82	102	68	110
Total	36	907	397	422	476

VN Examination Retakes Received

Month	Total 2022	Total 2021	Total 2020	Total 2019	Total 2018
Jan	416	455	356	292	448
Feb	384	361	311	328	420
Mar	455	537	396	462	453
Apr		458	450	394	421
May		414	389	376	433
June		380	348	332	378
Jul		377	389	337	363
Aug		411	426	346	700
Sep		416	408	321	409
Oct		425	431	310	422
Nov		344	340	289	331
Dec		324	302	232	301
Total	1,255	4,902	4546	4019	5079

PT Examination Retakes Received

Month	Total 2022	Total 2021	Total 2020	Total 2019	Total 2018
Jan	20	23	24	19	28
Feb	15	14	12	20	32
Mar	21	24	18	29	29
Apr		19	22	27	35
May		15	25	23	24
June		19	15	17	35
Jul		11	29	18	26
Aug		20	13	21	51
Sep		17	24	28	30
Oct		9	15	15	29
Nov		14	20	28	23
Dec		6	14	15	21
Total	56	191	231	260	363

VN Interim Permits Issued

Month	Total 2022	Total 2021	Total 2020	Total 2019	Total 2018
Jan	22	22	1	8	20
Feb	13	8	1	9	15
Mar	15	5	0	5	14
Apr		9	8	4	10
May		14	19	7	18
June		18	19	14	11
Jul		6	8	5	15
Aug		6	7	5	20
Sep		9	10	14	11
Oct		16	8	2	13
Nov		22	12	0	3
Dec		14	21	1	12
Total	50	149	114	74	162

PT Interim Permits Issued

Month	Total 2022	Total 2021	Total 2020	Total 2019	Total 2018
Jan	0	2	0	0	0
Feb	0	1	0	0	0
Mar	0	1	0	0	0
Apr		0	0	0	1
May		0	0	16	3
June		0	10	0	0
Jul		0	2	1	3
Aug		1	0	1	0
Sep		0	0	0	0
Oct		1	0	0	0
Nov		0	0	0	0
Dec		0	10	0	11
Total	0	6	22	18	18

VN Examination Results

Month	Total 2022	Total 2021	Total 2020	Total 2019	Total 2018
Jan	699	806	608	753	662
Feb	845	905	702	835	661
Mar	1,064	990	492	838	913
Apr		994	568	807	850
May		804	769	796	919
June		984	903	761	858
Jul		975	1,056	902	984
Aug		877	1,008	835	969
Sep		898	1,094	849	818
Oct		896	1,073	989	831
Nov		801	743	734	781
Dec		930	723	754	843
Total	2,608	10,860	9739	9853	10089

PT Examination Results

Month	Total 2022	Total 2021	Total 2020	Total 2019	Total 2018
Jan	44	54	36	40	40
Feb	37	64	37	85	49
Mar	59	44	37	35	85
Apr		55	29	42	97
May		42	47	41	62
June		39	37	42	50
Jul		33	53	62	60
Aug		45	54	70	57
Sep		45	53	78	50
Oct		38	63	72	77
Nov		34	39	57	63
Dec		33	48	39	36
Total	140	526	533	663	726

VN Initial Applications Received

Month	Total 2022	Total 2021	Total 2020	Total 2019	Total 2018
Jan	490	548	514	491	508
Feb	510	507	456	568	490
Mar	768	637	538	560	619
Apr		619	466	582	655
May		578	417	507	548
June		583	582	584	623
Jul		692	686	684	578
Aug		581	644	612	953
Sep		542	653	554	551
Oct		594	653	681	603
Nov		562	500	557	497
Dec		584	442	509	527
Total	1,768	7,027	6551	6889	7152

PT Initial Applications Received

Month	Total 2022	Total 2021	Total 2020	Total 2019	Total 2018
Jan	14	40	17	22	17
Feb	22	43	26	64	28
Mar	39	36	35	53	33
Apr		26	17	28	54
May		21	32	17	48
June		15	21	15	26
Jul		20	23	40	30
Aug		33	32	30	51
Sep		19	21	53	27
Oct		26	35	53	35
Nov		18	18	26	45
Dec		15	12	26	23
Total	75	312	289	427	417

VN Endorsements Received

Month	Total 2022	Total 2021	Total 2020	Total 2019	Total 2018
Jan	188	107	46	35	46
Feb	139	78	37	44	48
Mar	105	112	44	49	53
Apr		80	40	49	49
May		104	36	52	47
June		150	52	47	63
Jul		102	63	54	43
Aug		117	86	73	88
Sep		113	57	48	59
Oct		94	57	56	44
Nov		100	59	63	35
Dec		73	72	35	36
Total	432	1230	649	605	611

PT Endorsements Received

Month	Total 2022	Total 2021	Total 2020	Total 2019	Total 2018
Jan	0	0	0	0	0
Feb	0	0	0	0	0
Mar	0	0	0	0	0
Apr		0	0	0	0
May		0	0	0	0
June		0	0	1	0
Jul		0	0	1	0
Aug		0	0	0	0
Sep		0	0	0	0
Oct		0	1	0	0
Nov		0	0	0	0
Dec		0	0	1	0
Total	0	0	1	3	0

VN Verification Letters Received

Month	Total 2022	Total 2021	Total 2020	Total 2019	Total 2018
Jan	207	202	167	125	191
Feb	205	168	168	140	173
Mar	217	282	144	177	153
Apr		226	138	158	165
May		200	172	178	202
June		246	152	172	165
Jul		216	174	200	177
Aug		252	171	174	159
Sep		240	157	155	154
Oct		177	185	181	150
Nov		176	162	123	171
Dec		172	187	136	135
Total	629	2557	1977	1919	1995

PT Verification Letters Received

Month	Total 2022	Total 2021	Total 2020	Total 2019	Total 2018
Jan	2	2	0	1	0
Feb	0	0	0	1	1
Mar	1	2	0	1	2
Apr		0	2	1	1
May		1	0	0	0
June		1	0	0	1
Jul		1	1	0	1
Aug		0	2	2	0
Sep		1	1	0	0
Oct		2	2	1	0
Nov		1	0	0	1
Dec		2	0	0	0
Total	3	13	8	7	7

VN Licenses Issued

Month	Total 2022	Total 2021	Total 2020	Total 2019	Total 2018
Jan	471	519	511	544	349
Feb	509	502	463	499	442
Mar	740	637	515	573	368
Apr		648	490	589	825
May		542	383	548	917
June		616	617	624	626
Jul		675	681	699	528
Aug		599	630	606	933
Sep		540	636	533	541
Oct		583	662	694	612
Nov		576	519	546	498
Dec		597	452	531	447
Total	1,720	7,034	6,559	6,986	7,086

PT Licenses Issued

Month	Total 2022	Total 2021	Total 2020	Total 2019	Total 2018
Jan	14	36	13	19	24
Feb	20	46	39	66	16
Mar	40	38	36	55	29
Apr		25	18	26	60
May		23	32	15	47
June		14	22	15	32
Jul		21	22	36	30
Aug		32	30	29	57
Sep		19	23	54	28
Oct		27	36	61	35
Nov		17	18	23	38
Dec		16	12	22	36
Total	74	314	301	421	432

VN Renewals Completed

Month	Total 2022	Total 2021	Total 2020	Total 2019	Total 2018
Jan	4,651	4,773	4,526	4,297	4,472
Feb	3,882	3,804	3,667	3,808	3,647
Mar	4,144	4,093	3,882	3,705	4,018
Apr		4,097	4,388	3,720	3,618
May		3,816	3,648	3,842	3,674
June		4,025	3,785	3,720	3,718
Jul		3,984	4,153	3,984	3,899
Aug		4,333	4,123	4,174	4,400
Sep		4,092	4,280	3,949	3,941
Oct		4,158	4,541	4,242	4,404
Nov		4,167	3,907	4,127	4,081
Dec		3,919	4,009	3,752	3,778
Total	12,677	49,261	48,909	47,320	47,650

PT Renewals Completed

Month	Total 2022	Total 2021	Total 2020	Total 2019	Total 2018
Jan	391	396	420	391	384
Feb	333	335	336	324	376
Mar	394	360	362	366	372
Apr		344	399	348	346
May		390	348	403	361
June		355	365	347	351
Jul		390	394	425	401
Aug		421	373	391	614
Sep		365	389	348	356
Oct		345	379	367	383
Nov		334	368	345	368
Dec		313	339	345	358
Total	1,118	4,348	4,472	4,400	4,670

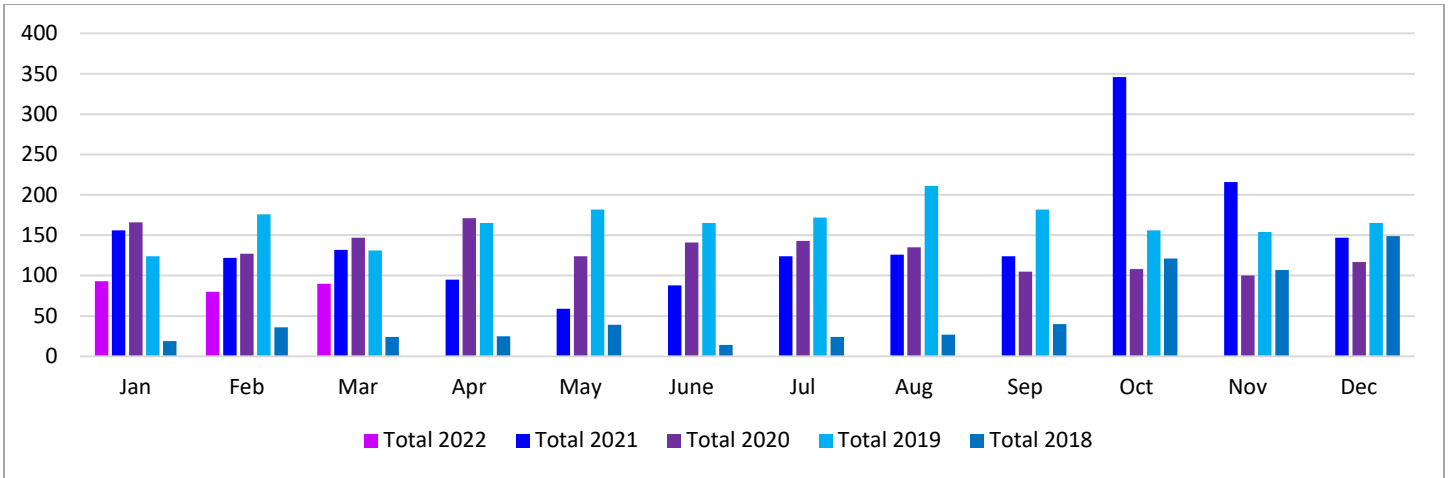
VN Equivalency Applications Received - Online and In House

Month	Total 2022	Total 2021	Total 2020	Total 2019	Total 2018
Jan	164	155	133	75	143
Feb	160	136	107	99	136
Mar	184	181	123	103	158
Apr		155	115	140	150
May		150	126	109	156
June		144	127	95	143
Jul		135	154	138	126
Aug		122	129	132	168
Sep		167	139	100	147
Oct		185	166	107	170
Nov		134	114	118	115
Dec		153	114	104	125
Total	508	1,817	1,547	1,320	1,737

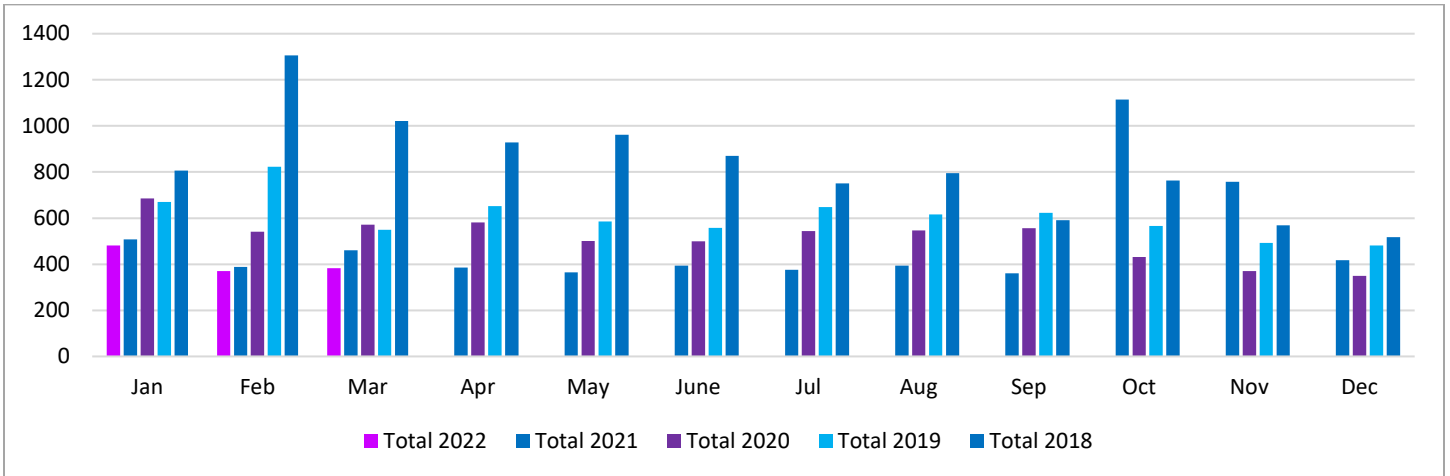
**PT Equivalency Applications Received -
Online and In House**

Month	Total 2022	Total 2021	Total 2020	Total 2019	Total 2018
Jan	4	2	8	0	0
Feb	1	2	1	1	4
Mar	1	0	0	1	3
Apr		1	2	3	1
May		5	1	1	0
June		1	1	5	1
Jul		1	2	1	0
Aug		0	3	0	1
Sep		4	1	3	3
Oct		0	3	4	0
Nov		2	3	3	4
Dec		7	0	2	2
Total	6	25	25	24	19

Name Changes



Address Changes



Processing Time in Weeks

VN School Applications – Online

Month	Total 2022	Total 2021	Total 2020	Total 2019	Total 2018
Jan	1.3	3.4	0	0.21	4.4
Feb	1.3	1.4	0	0	3.7
Mar	1.1	1.1	0	0	1.7
Apr		0.9	0	0	1
May		0.75	0	0	0.4
June		1	0	0.1	0.5
Jul		0.6	0	0	0.1
Aug		0.7	0	0	0.3
Sep		1.25	0	0	0.1
Oct		0.8	0	0	0
Nov		0.6	1.6	0	0
Dec		0.9	1.25	0	0.2

PT School Applications – Online

Month	Total 2022	Total 2021	Total 2020	Total 2019	Total 2018
Jan	0.3	4	0.5	0.3	5.1
Feb	0.2	0.7	1.4	0	5.2
Mar	0	0.5	4.25	0.1	4.9
Apr		0	0	0	1
May		0.6	2	0	0.5
June		0.5	3.7	0	1
Jul		0.6	2.2	0	1.3
Aug		0.4	2	0	0.8
Sep		0.4	1.1	0	0.2
Oct		0.4	1	0	0.7
Nov		0.4	0.6	0	0.2
Dec		0.3	1.1	0	0.32

VN School Applications – In House

Month	Total 2022	Total 2021	Total 2020	Total 2019	Total 2018
Jan	0.6	1.3	0	0.1	1.7
Feb	1.2	0.3	0	0.25	3
Mar	0.2	0.6	0	0.1	1.7
Apr		0.4	0	0	1.8
May		0.4	0	0	1
June		0.1	0	0.1	1
Jul		0.4	0	0	0.3
Aug		0.7	0	0	0.2
Sep		0.3	0	0	0.1
Oct		0.3	0	0	0.2
Nov		0.5	1.6	0	0.3
Dec		0.2	1.25	0	0.2

PT School Applications – In House

Month	Total 2022	Total 2021	Total 2020	Total 2019	Total 2018
Jan	0	0.3	0.3	0	5.1
Feb	0.3	0.1	2.3	0	5.2
Mar	0.1	0	4.25	0.1	4.7
Apr		0	0	0	1
May		0.4	0	0	5
June		0	0	0	0.8
Jul		0	0	0	1.7
Aug		0	0.5	0	0.7
Sep		0	0.1	0	0.7
Oct		0	0	0	0.7
Nov		0	0	0	0.3
Dec		0	0	0	0.2

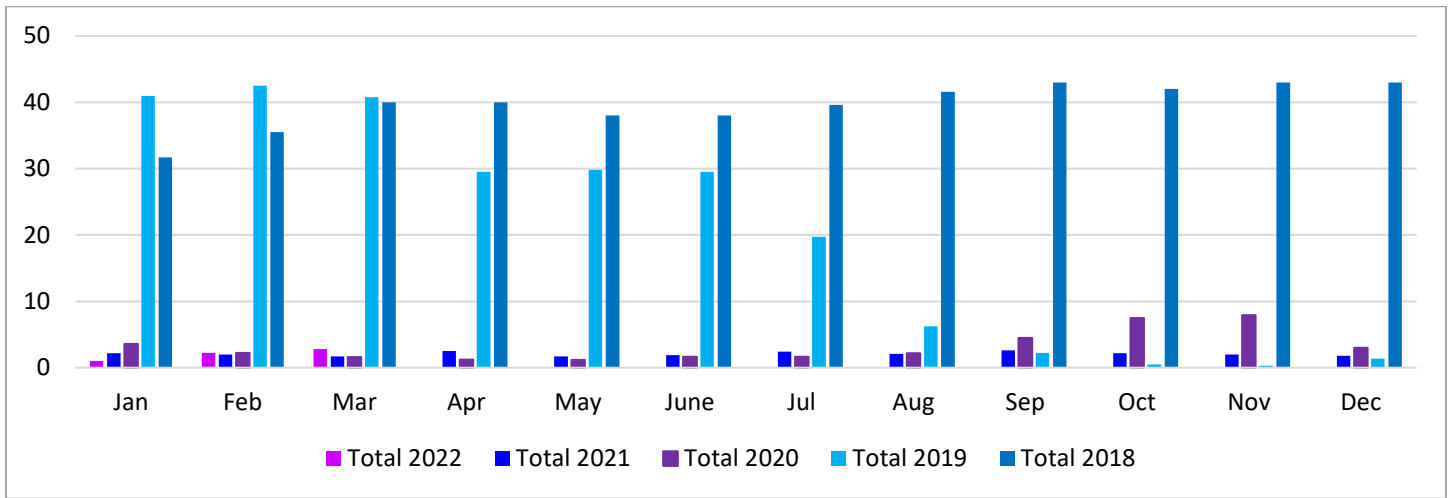
PT Re-Examination

Month	Total 2022	Total 2021	Total 2020	Total 2019	Total 2018
Jan	0.5	2.2	0	0	5
Feb	0.5	0.5	0	0	2.4
Mar	1	1.1	0	0	2.5
Apr		0.6	0	0	1
May		0.6	0	0	1.1
June		1	0	0	1.1
Jul		1	0	0	1.5
Aug		0.6	0	0	1
Sep		0.6	0	0	0.9
Oct		0.4	3.2	0	1
Nov		1	2.75	0	0.6
Dec		0.3	0.9	0	0.5

PT Equivalency – Online and In House

Month	Total 2022	Total 2021	Total 2020	Total 2019	Total 2018
Jan	2.8	2.3	0	0	16.1
Feb	0	0.8	0.25	0	19.1
Mar	1	0	2.25	0.1	23.6
Apr		0	1.2	0	23
May		0.7	1.19	0	22.5
June		0.5	1.63	0	10
Jul		0.2	0	0	5.6
Aug		0.25	0	0	2.4
Sep		1.25	0	0	1
Oct		0.5	0.25	0	0.4
Nov		0	1.2	0	0.5
Dec		1	1.5	0	0.2

VN Equivalency – Online and In House; Processing time (weeks)



VN Verification – Online

Month	Total 2022	Total 2021	Total 2020	Total 2019	Total 2018
Jan	1.4	0.2	0.4	0.7	15.2
Feb	1.1	0.5	0.5	0.75	19.2
Mar	1.25	0.6	0.6	0.25	16.6
Apr		0.6	1	0.75	1.8
May		0.8	0.8	0.6	0.5
June		0.7	0.9	0.9	0.9
Jul		1.3	0.08	0.25	1.2
Aug		0.6	0.08	0.6	0.8
Sep		0	0.6	0	1.2
Oct		0.2	1.1	0.75	0.9
Nov		0.7	1	1.5	0.7
Dec		0.8	1.9	0.85	1

VN Verification – In House

Month	Total 2022	Total 2021	Total 2020	Total 2019	Total 2018
Jan	1.4	1.7	1.4	1.84	13.9
Feb	1.4	1.5	1.25	1.3	16.5
Mar	1.3	0.7	1.25	2.22	15.3
Apr		1.7	1.5	2	2.1
May		1.75	1.35	1.6	1.6
June		1.3	1.6	1.25	1.9
Jul		1.5	1.6	1.25	1.7
Aug		1.2	1.5	1.25	1.7
Sep		0.4	1.6	1.25	1.5
Oct		0.6	1.9	1.5	1.9
Nov		1.4	1.8	1	1.6
Dec		1.5	2.5	1.25	2.8

VN Endorsements – Online

Month	Total 2022	Total 2021	Total 2020	Total 2019	Total 2018
Jan	0.9	2.6	1	0.75	2.6
Feb	1	1.8	0.75	0.75	2.9
Mar	0.9	1.5	1	0.5	4
Apr		1.3	1	0.42	1
May		1.3	0.8	0.57	0.6
June		1.4	1	0.8	1
Jul		1.1	0.7	0.8	1
Aug		0.8	1.1	0.4	1.6
Sep		1	0.7	0.25	1.2
Oct		0.7	0.7	0.5	1.2
Nov		1.1	1.1	0	1.7
Dec		0.6	1.3	0.8	3.7

VN Endorsements – In House

Month	Total 2022	Total 2021	Total 2020	Total 2019	Total 2018
Jan	0.25	0	1	0.74	1.4
Feb	0.25	0	0.75	0.75	1.9
Mar	0	0	1	0.5	2
Apr		0	1	0.42	1
May		0	0.8	0.5	2
June		1	1	0.8	0.7
Jul		0	0	0.8	1
Aug		0	0	0.4	1.6
Sep		0.5	0	0.25	1.2
Oct		0.1	0	0.5	1.2
Nov		0.3	0	0	1.7
Dec		0	0	0.8	3.7

VN Initial Licensure

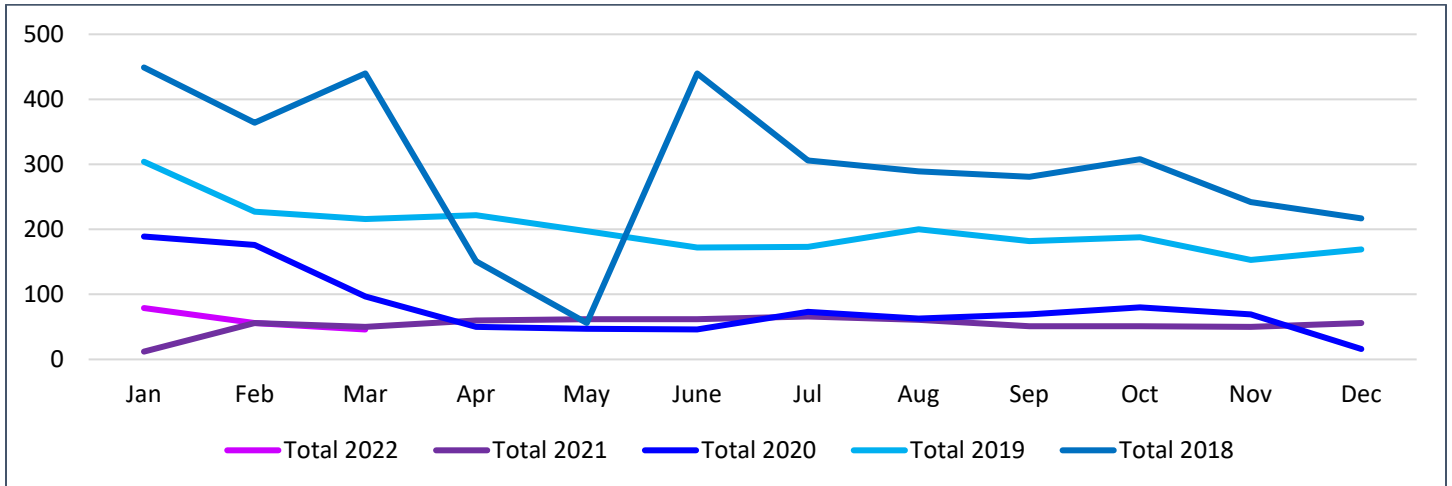
Month	Total 2022	Total 2021	Total 2020	Total 2019	Total 2018
Jan	0.5	0	0	0.8	1.4
Feb	0.03	0	0	0.4	1.9
Mar	0	0	0	0	2
Apr		0	0	1.14	1
May		0	0	0.15	2
June		0	0	0.25	0.7
Jul		0	0	0.25	1
Aug		0	0	0	1.6
Sep		0	0	0	1.2
Oct		0	0	0	0.9
Nov		0	0	0	1
Dec		0	0	0	0.8

PT Initial Licensure

Month	Total 2022	Total 2021	Total 2020	Total 2019	Total 2018
Jan	0	0	0	0	3.4
Feb	0	0	0	0	0.6
Mar	0	0	0	0	1.3
Apr		0	0	0	1
May		0	0	0	5
June		0	0	0	1.1
Jul		0	0	0	1.3
Aug		0	0	0	0.6
Sep		0	0	0	0.5
Oct		0	0	0	0.8
Nov		0	0	0	0.5
Dec		0	0	0	0.3

Public Counter and Customer Service

Applicants/Licensees Assisted at the Public Counter



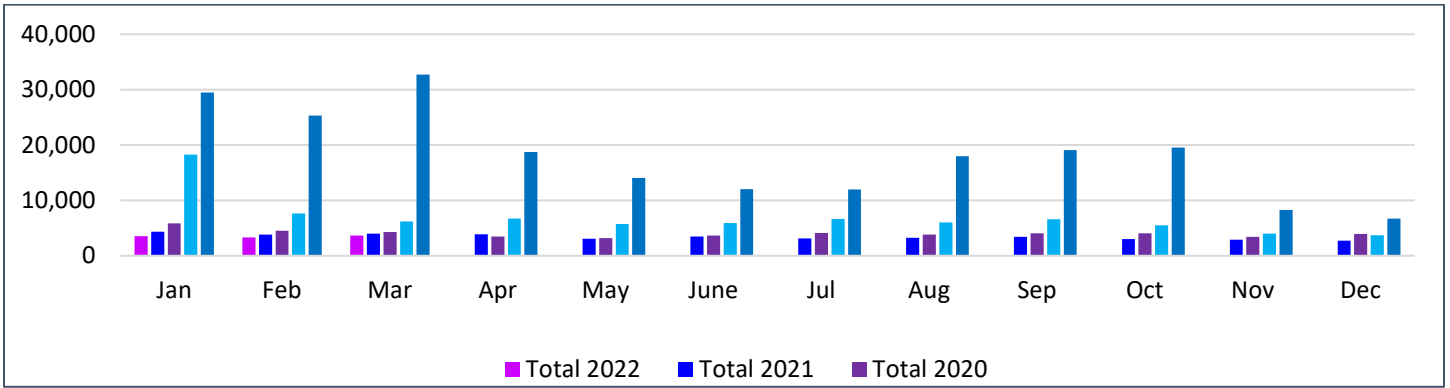
Temporary Licenses Issued at the Public Counter

Month	Total 2022	Total 2021	Total 2020	Total 2019	Total 2018
Jan	0	0	0	1	30
Feb	0	0	0	1	36
Mar	0	0	0	0	62
Apr		0	0	0	152
May		0	0	0	57
June		0	0	0	9
Jul		0	0	0	6
Aug		0	0	0	16
Sep		0	0	0	0
Oct		0	0	0	4
Nov		0	0	0	2
Dec		0	0	0	7
Total		0	0	2	381

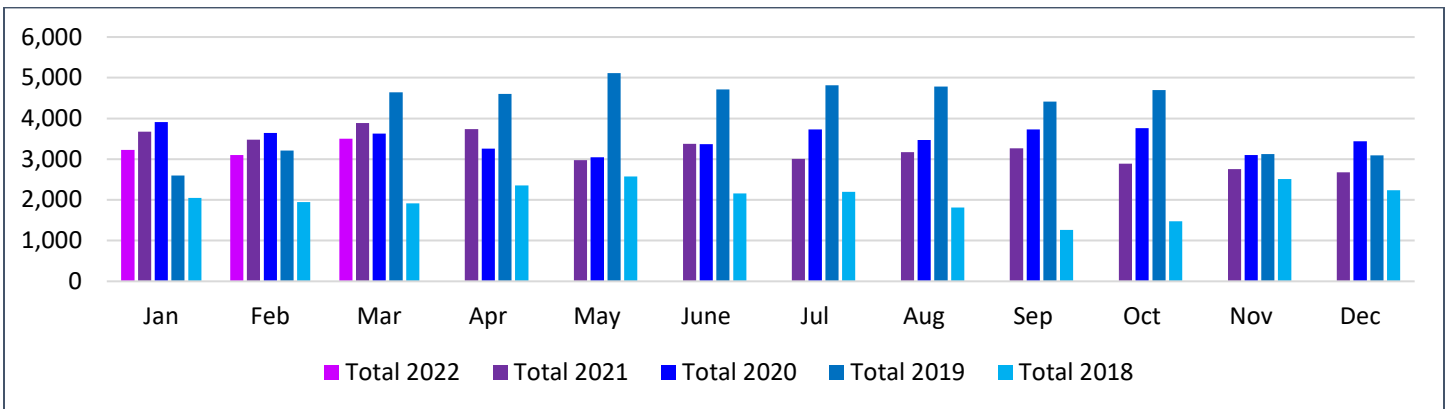
Incoming Emails to the General BVNPT Email Box

Month	Total 2022	Total 2021	Total 2020	Total 2019	Total 2018
Jan	1,313	1,671	1,279	2,594	2,051
Feb	1,367	1,502	1,004	1,551	1,483
Mar	1,601	1,442	1,544	1,279	1,832
Apr		1,214	1,477	1,154	1,548
May		1,302	994	1,070	1,426
June		1,271	1,443	1,120	1,449
Jul		1,504	1,370	982	1,462
Aug		1,433	1,311	1,016	1,690
Sep		1,416	1,410	1,305	1,484
Oct		1,435	1,257	1,685	1,646
Nov		1,004	1,034	662	1,253
Dec		1,119	977	1,047	1,228
Total	4,281	16,313	15,100	15,465	18,552

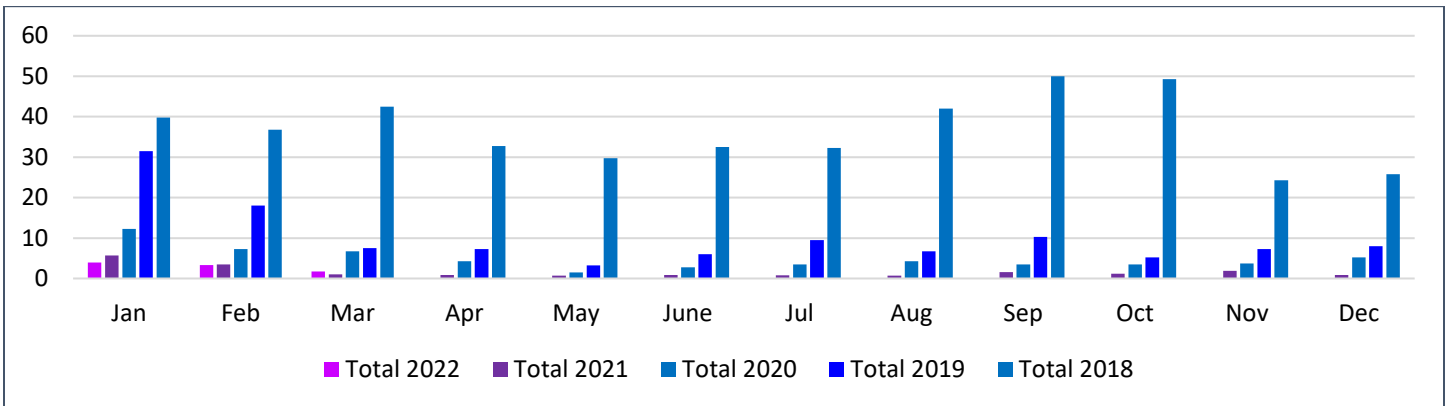
Incoming Telephone Calls



Incoming Calls Answered



Average Time on Hold in Minutes



Cashiering

In House Processed Payments - VN Renewal

Month	Total 2022	Total 2021	Total 2020	Total 2019	Total 2018
Jan	37	45	80	141	209
Feb	39	40	59	106	445
Mar	36	39	55	94	1,037
Apr		92	66	107	644
May		42	49	132	140
June		31	47	243	71
Jul		46	75	124	165
Aug		48	46	96	181
Sep		43	68	79	119
Oct		50	46	85	171
Nov		31	57	75	158
Dec		30	43	80	136
Total	112	537	691	1,362	3,476

Online Processed Payments - VN Renewal

Month	Total 2022	Total 2021	Total 2020	Total 2019	Total 2018
Jan	4,686	4,770	4,463	4,092	3,052
Feb	3,869	3,756	3,462	3,680	2,671
Mar	4,082	4,057	3,936	3,717	2,843
Apr		4,013	3,952	3,680	2,632
May		3,767	2,923	3,081	2,193
June		3,999	2,030	2,204	1,431
Jul		3,929	4,104	3,746	2,144
Aug		4,290	4,060	4,108	3,157
Sep		4,051	4,221	3,873	2,978
Oct		4,124	4,490	4,165	3,257
Nov		4,134	3,875	3,718	3,198
Dec		3,894	3,937	3,725	3,231
Total	12,637	48,784	45,453	43,789	32,787

In House Processed Payments - PT Renewal

Month	Total 2022	Total 2021	Total 2020	Total 2019	Total 2018
Jan	3	7	5	7	26
Feb	4	1	7	11	37
Mar	3	3	3	12	112
Apr		9	4	14	69
May		4	6	12	14
June		1	3	16	11
Jul		5	7	12	18
Aug		5	8	12	12
Sep		1	1	13	15
Oct		6	7	9	27
Nov		2	3	8	14
Dec		1	8	9	15
Total	10	45	62	135	370

Online Processed Payments - PT Renewal

Month	Total 2022	Total 2021	Total 2020	Total 2019	Total 2018
Jan	393	386	413	382	294
Feb	330	335	342	315	275
Mar	393	356	375	363	298
Apr		336	367	336	275
May		387	302	331	240
June		353	205	199	157
Jul		385	392	390	245
Aug		416	366	390	304
Sep		364	386	332	292
Oct		341	369	365	281
Nov		331	364	302	307
Dec		312	331	341	301
Total	1,116	4,302	4,212	4,046	3,269

In House Processed Payments - VN Examinations

Month	Total 2022	Total 2021	Total 2020	Total 2019	Total 2018
Jan	56	46	134	85	229
Feb	39	108	82	163	232
Mar	51	51	161	159	284
Apr		77	68	204	225
May		38	52	219	358
June		48	57	134	190
Jul		51	92	209	207
Aug		43	78	166	227
Sep		29	76	58	132
Oct		69	124	99	231
Nov		27	70	88	179
Dec		24	59	95	137
Total	146	611	1,053	1,679	2,631

Online Processed Payments - VN Examinations

Month	Total 2022	Total 2021	Total 2020	Total 2019	Total 2018
Jan	557	454	418	397	336
Feb	683	525	512	344	326
Mar	720	687	500	399	343
Apr		615	542	385	381
May		692	728	632	556
June		750	704	453	319
Jul		556	618	459	282
Aug		674	601	662	519
Sep		700	633	504	386
Oct		495	466	482	408
Nov		545	546	456	354
Dec		754	614	575	660
Total	1,960	7,447	6,882	5,748	4,870

In House Processed Payments - PT Examinations

Month	Total 2022	Total 2021	Total 2020	Total 2019	Total 2018
Jan	20	0	34	22	53
Feb	7	21	11	0	6
Mar	3	1	0	2	8
Apr		0	0	1	1
May		0	5	26	29
June		0	0	2	4
Jul		1	0	1	21
Aug		2	24	23	3
Sep		16	2	4	29
Oct		0	0	7	1
Nov		0	0	1	3
Dec		20	1	0	24
Total	30	61	77	89	182

Online Processed Payments - PT Examinations

Month	Total 2022	Total 2021	Total 2020	Total 2019	Total 2018
Jan	6	26	34	36	22
Feb	4	5	6	11	10
Mar	4	11	5	9	4
Apr		4	13	33	1
May		20	39	42	39
June		45	13	40	9
Jul		14	14	34	27
Aug		27	37	33	28
Sep		12	17	8	6
Oct		8	27	6	16
Nov		8	7	7	8
Dec		63	100	68	87
Total	14	243	312	327	257

In House Processed Payments - VN Reexaminations

Month	Total 2022	Total 2021	Total 2020	Total 2019	Total 2018
Jan	9	6	8	39	145
Feb	4	2	3	48	143
Mar	2	2	9	47	109
Apr		9	10	33	120
May		7	8	42	124
June		7	4	40	91
Jul		7	7	24	107
Aug		5	7	15	96
Sep		4	15	10	89
Oct		5	12	10	127
Nov		2	5	9	79
Dec		7	3	6	59
Total	15	63	91	323	1,289

Online Processed Payments - VN Reexaminations

Month	Total 2022	Total 2021	Total 2020	Total 2019	Total 2018
Jan	408	449	377	284	331
Feb	380	362	324	325	294
Mar	454	528	412	444	349
Apr		457	471	392	328
May		406	409	352	340
June		373	360	327	288
Jul		375	385	344	288
Aug		405	410	349	357
Sep		411	405	327	314
Oct		420	423	314	313
Nov		341	336	300	262
Dec		321	300	236	238
Total	1,242	4,848	4,612	3,994	3,702

In House Processed Payments - PT Reexaminations

Month	Total 2022	Total 2021	Total 2020	Total 2019	Total 2018
Jan	0	1	1	7	15
Feb	0	0	1	5	20
Mar	0	0	2	6	15
Apr		0	1	13	16
May		0	1	12	13
June		0	1	9	18
Jul		0	0	9	15
Aug		0	0	10	12
Sep		0	1	6	13
Oct		1	0	2	17
Nov		0	1	4	11
Dec		0	0	2	13
Total	0	2	9	85	178

Online Processed Payments - PT Reexaminations

Month	Total 2022	Total 2021	Total 2020	Total 2019	Total 2018
Jan	20	22	25	15	9
Feb	15	14	11	16	15
Mar	21	22	19	23	11
Apr		20	22	15	18
May		15	25	12	12
June		19	14	11	14
Jul		11	29	13	14
Aug		20	12	21	14
Sep		17	24	22	13
Oct		8	14	14	19
Nov		14	21	25	11
Dec		6	14	15	3
Total	56	188	230	202	153

In House Processed Payments - VN Interim Permit

Month	Total 2022	Total 2021	Total 2020	Total 2019	Total 2018
Jan	0	0	0	4	5
Feb	0	0	0	5	4
Mar	0	0	0	0	2
Apr		0	0	3	2
May		0	1	3	4
June		0	0	0	2
Jul		0	0	0	3
Aug		0	0	0	2
Sep		0	0	0	1
Oct		0	0	0	2
Nov		0	0	0	2
Dec		0	0	0	0
Total	0	0	1	15	29

Online Processed Payments - VN Interim Permit

Month	Total 2022	Total 2021	Total 2020	Total 2019	Total 2018
Jan	46	34	9	16	15
Feb	37	12	7	9	8
Mar	36	21	24	12	11
Apr		22	37	7	8
May		48	36	25	15
June		25	32	20	12
Jul		12	25	14	0
Aug		15	10	12	9
Sep		25	26	34	9
Oct		28	19	6	10
Nov		35	35	6	2
Dec		45	45	3	9
Total	119	322	305	164	108

In House Processed Payments - VN Verification

Month	Total 2022	Total 2021	Total 2020	Total 2019	Total 2018
Jan	19	30	31	31	70
Feb	30	29	39	42	61
Mar	20	47	25	32	59
Apr		59	30	56	69
May		34	31	41	107
June		38	30	37	62
Jul		27	30	73	68
Aug		32	37	49	81
Sep		25	40	31	48
Oct		29	36	36	41
Nov		14	32	23	64
Dec		21	30	38	34
Total	69	385	391	489	764

Online Processed Payments - VN Verification

Month	Total 2022	Total 2021	Total 2020	Total 2019	Total 2018
Jan	190	151	112	88	105
Feb	194	124	110	89	79
Mar	209	253	110	130	85
Apr		195	93	91	83
May		180	122	128	96
June		216	102	117	87
Jul		200	121	125	87
Aug		228	127	125	104
Sep		217	117	106	88
Oct		155	147	125	101
Nov		172	144	86	92
Dec		165	163	81	77
Total	593	2,256	1,468	1,291	1,084

In House Processed Payments - VN Initial Licensure

Month	Total 2022	Total 2021	Total 2020	Total 2019	Total 2018
Jan	0	0	1	17	56
Feb	0	3	2	36	43
Mar	2	3	2	20	63
Apr		7	2	23	79
May		1	4	8	77
June		3	0	3	48
Jul		1	0	10	51
Aug		2	1	6	47
Sep		1	4	4	30
Oct		0	3	3	40
Nov		1	1	5	41
Dec		2	0	3	28
Total	2	24	20	138	603

Online Processed Payments - VN Initial Licensure

Month	Total 2022	Total 2021	Total 2020	Total 2019	Total 2018
Jan	489	548	510	474	450
Feb	509	500	454	540	437
Mar	759	626	534	545	515
Apr		616	464	561	571
May		576	413	506	475
June		579	582	581	563
Jul		689	686	678	525
Aug		581	643	605	581
Sep		541	649	554	513
Oct		591	647	677	561
Nov		561	499	550	450
Dec		582	441	506	490
Total	1,757	6,990	6,522	6,777	6,131

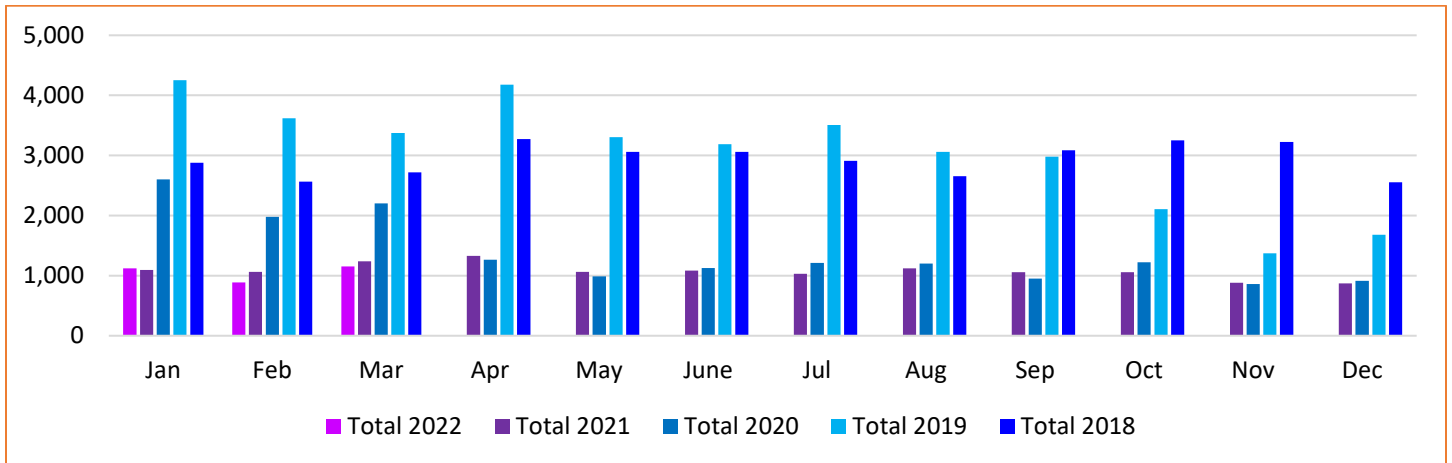
In House Processed Payments - PT Initial Licensure

Month	Total 2022	Total 2021	Total 2020	Total 2019	Total 2018
Jan	0	0	0	3	1
Feb	0	0	0	7	2
Mar	0	0	2	3	5
Apr		0	0	3	1
May		0	0	1	8
June		0	0	0	2
Jul		1	0	0	3
Aug		2	0	0	5
Sep		0	0	0	1
Oct		0	0	1	6
Nov		0	0	0	3
Dec		0	0	0	4
Total	0	3	2	18	41

Online Processed Payments - PT Initial Licensure

Month	Total 2022	Total 2021	Total 2020	Total 2019	Total 2018
Jan	14	40	17	19	16
Feb	20	43	26	57	26
Mar	39	36	33	50	16
Apr		26	17	24	50
May		21	32	17	43
June		15	21	15	23
Jul		19	24	40	28
Aug		32	32	30	32
Sep		19	21	53	25
Oct		26	35	53	30
Nov		18	18	26	41
Dec		15	12	26	20
Total	73	310	288	410	350

Incoming Mail



Returned Mail

