



BUSINESS, CONSUMER SERVICES, AND HOUSING AGENCY • GAVIN NEWSOM, GOVERNOR  
**Board of Vocational Nursing and Psychiatric Technicians**  
 2535 Capitol Oaks Drive Suite 205, Sacramento, CA 95833-2945  
 Phone 916-263-7800 Fax 916-263-7855 www.bvnpt.ca.gov



## MEMORANDUM

<b>DATE</b>	October 11, 2022
<b>TO</b>	Board Members
<b>FROM</b>	Shelley Brown Licensing Manager
<b>SUBJECT</b>	Licensing Division Report

### **STAFFING UPDATE:**

Since the last Board Meeting, we filled two Program Technician II (PT II) vacancies in the Licensing Division. There are currently three PT II vacancies in the Licensing Division, two due to promotions and one due to a lateral transfer to other agencies. We recently conducted interviews and hope to have the vacancies filled shortly.

### **LICENSING STATISTICS:**

The Licensing Division Statistical Data – Executive Summary is included with the Board materials. These comprehensive Licensing statistics cover activity from January 1, 2018 through September 30, 2022.

The Licensing Technicians continue to do an amazing job on the inquiry phone line. July 2022 through September 2022, we maintained an average 91% caller assist rate with an average wait time of under three minutes. We had some technical difficulties with the inquiry phone system in August. We noticed some unusual fluctuation in our caller assist rate around the middle of the month – there were a high number of caller hang-ups even though the wait times were extremely low. Upon examination, we found that the hold music was abruptly cutting off making the callers think that their calls were disconnected and causing them to hang up and call back. This increased the number of calls received in August and decreased our caller assist rate which dropped to 85%. Once the issue was identified, we worked with Information Technology to correct the problem.

### **CE AUDIT UPDATE:**

We hope to resume continuing education (CE) audits this fall. CE audits were suspended due to COVID-19 and the Governor’s Executive Order N-39-20, which included a temporary waiver of the continuing education requirement for individuals whose active licenses expired between March 31, 2020, and October 31, 2021.



# BVNPT

**BOARD OF VOCATIONAL NURSING  
AND PSYCHIATRIC TECHNICIANS**

## **Licensing Division Statistical Data**

January 1, 2018 through September 30, 2022

## Executive Summary

**BVNPT Licensing Division Statistics**  
**January 2018 through September 30, 2022**  
**Vocational Nurses and Psychiatric Technicians**

**VN Examination Request Received**

Month	Total 2022	Total 2021	Total 2020	Total 2019	Total 2018
Jan	510	499	474	439	576
Feb	687	657	759	563	654
Mar	750	797	511	499	600
Apr	769	707	627	519	679
May	905	678	764	884	892
June	821	690	792	543	489
Jul	571	578	663	616	531
Aug	876	639	774	867	609
Sep	971	762	795	617	563
Oct		641	644	556	653
Nov		624	665	565	590
Dec		761	769	662	858
<b>Total</b>	<b>6,860</b>	<b>8,033</b>	<b>8237</b>	<b>7330</b>	<b>7694</b>

**PT Examination Requests Received**

Month	Total 2022	Total 2021	Total 2020	Total 2019	Total 2018
Jan	28	44	65	55	74
Feb	6	588	27	16	15
Mar	2	17	3	9	11
Apr	13	6	16	6	3
May	66	40	42	90	60
June	37	44	13	42	13
Jul	22	15	16	33	47
Aug	51	28	63	52	65
Sep	47	27	15	35	55
Oct		8	28	9	12
Nov		8	7	7	11
Dec		82	102	68	110
<b>Total</b>	<b>272</b>	<b>907</b>	<b>397</b>	<b>422</b>	<b>476</b>

**VN Examination Retakes Received**

Month	Total 2022	Total 2021	Total 2020	Total 2019	Total 2018
Jan	416	455	356	292	448
Feb	384	361	311	328	420
Mar	455	537	396	462	453
Apr	424	458	450	394	421
May	390	414	389	376	433
June	450	380	348	332	378
Jul	450	377	389	337	363
Aug	505	411	426	346	700
Sep	465	416	408	321	409
Oct		425	431	310	422
Nov		344	340	289	331
Dec		324	302	232	301
<b>Total</b>	<b>3,939</b>	<b>4,902</b>	<b>4546</b>	<b>4019</b>	<b>5079</b>

**PT Examination Retakes Received**

Month	Total 2022	Total 2021	Total 2020	Total 2019	Total 2018
Jan	20	23	24	19	28
Feb	15	14	12	20	32
Mar	21	24	18	29	29
Apr	13	19	22	27	35
May	18	15	25	23	24
June	17	19	15	17	35
Jul	6	11	29	18	26
Aug	15	20	13	21	51
Sep	19	17	24	28	30
Oct		9	15	15	29
Nov		14	20	28	23
Dec		6	14	15	21
<b>Total</b>	<b>144</b>	<b>191</b>	<b>231</b>	<b>260</b>	<b>363</b>

**VN Interim Permits Issued**

Month	Total 2022	Total 2021	Total 2020	Total 2019	Total 2018
Jan	22	22	1	8	20
Feb	13	8	1	9	15
Mar	15	5	0	5	14
Apr	9	9	8	4	10
May	18	14	19	7	18
June	15	18	19	14	11
Jul	21	6	8	5	15
Aug	35	6	7	5	20
Sep	17	9	10	14	11
Oct		16	8	2	13
Nov		22	12	0	3
Dec		14	21	1	12
<b>Total</b>	<b>165</b>	<b>149</b>	<b>114</b>	<b>74</b>	<b>162</b>

**PT Interim Permits Issued**

Month	Total 2022	Total 2021	Total 2020	Total 2019	Total 2018
Jan	0	2	0	0	0
Feb	0	1	0	0	0
Mar	0	1	0	0	0
Apr	0	0	0	0	1
May	1	0	0	16	3
June	8	0	10	0	0
Jul	1	0	2	1	3
Aug	1	1	0	1	0
Sep	1	0	0	0	0
Oct		1	0	0	0
Nov		0	0	0	0
Dec		0	10	0	11
<b>Total</b>	<b>12</b>	<b>6</b>	<b>22</b>	<b>18</b>	<b>18</b>

**VN Examination Results**

Month	Total 2022	Total 2021	Total 2020	Total 2019	Total 2018
Jan	699	806	608	753	662
Feb	845	905	702	835	661
Mar	1,064	990	492	838	913
Apr	907	994	568	807	850
May	966	804	769	796	919
June	1,000	984	903	761	858
Jul	1,014	975	1,056	902	984
Aug	1,035	877	1,008	835	969
Sep	982	898	1,094	849	818
Oct		896	1,073	989	831
Nov		801	743	734	781
Dec		930	723	754	843
<b>Total</b>	<b>8,512</b>	<b>10,860</b>	<b>9739</b>	<b>9853</b>	<b>10089</b>

**PT Examination Results**

Month	Total 2022	Total 2021	Total 2020	Total 2019	Total 2018
Jan	44	54	36	40	40
Feb	37	64	37	85	49
Mar	59	44	37	35	85
Apr	30	55	29	42	97
May	22	42	47	41	62
June	51	39	37	42	50
Jul	44	33	53	62	60
Aug	51	45	54	70	57
Sep	26	45	53	78	50
Oct		38	63	72	77
Nov		34	39	57	63
Dec		33	48	39	36
<b>Total</b>	<b>364</b>	<b>526</b>	<b>533</b>	<b>663</b>	<b>726</b>

**VN Initial Applications Received**

Month	Total 2022	Total 2021	Total 2020	Total 2019	Total 2018
Jan	490	548	514	491	508
Feb	510	507	456	568	490
Mar	768	637	538	560	619
Apr	657	619	466	582	655
May	599	578	417	507	548
June	640	583	582	584	623
Jul	681	692	686	684	578
Aug	667	581	644	612	953
Sep	577	542	653	554	551
Oct		594	653	681	603
Nov		562	500	557	497
Dec		584	442	509	527
<b>Total</b>	<b>5,589</b>	<b>7,027</b>	<b>6551</b>	<b>6889</b>	<b>7152</b>

**PT Initial Applications Received**

Month	Total 2022	Total 2021	Total 2020	Total 2019	Total 2018
Jan	14	40	17	22	17
Feb	22	43	26	64	28
Mar	39	36	35	53	33
Apr	14	26	17	28	54
May	9	21	32	17	48
June	13	15	21	15	26
Jul	34	20	23	40	30
Aug	32	33	32	30	51
Sep	15	19	21	53	27
Oct		26	35	53	35
Nov		18	18	26	45
Dec		15	12	26	23
<b>Total</b>	<b>192</b>	<b>312</b>	<b>289</b>	<b>427</b>	<b>417</b>

**VN Endorsements Received**

Month	Total 2022	Total 2021	Total 2020	Total 2019	Total 2018
Jan	188	107	46	35	46
Feb	139	78	37	44	48
Mar	105	112	44	49	53
Apr	99	80	40	49	49
May	111	104	36	52	47
June	157	150	52	47	63
Jul	81	102	63	54	43
Aug	93	117	86	73	88
Sep	99	113	57	48	59
Oct		94	57	56	44
Nov		100	59	63	35
Dec		73	72	35	36
<b>Total</b>	<b>1072</b>	<b>1230</b>	<b>649</b>	<b>605</b>	<b>611</b>

**PT Endorsements Received**

Month	Total 2022	Total 2021	Total 2020	Total 2019	Total 2018
Jan	0	0	0	0	0
Feb	0	0	0	0	0
Mar	0	0	0	0	0
Apr	0	0	0	0	0
May	0	0	0	0	0
June	0	0	0	1	0
Jul	0	0	0	1	0
Aug	0	0	0	0	0
Sep	0	0	0	0	0
Oct		0	1	0	0
Nov		0	0	0	0
Dec		0	0	1	0
<b>Total</b>	<b>0</b>	<b>0</b>	<b>1</b>	<b>3</b>	<b>0</b>

**VN Verification Letters Received**

Month	Total 2022	Total 2021	Total 2020	Total 2019	Total 2018
Jan	207	202	167	125	191
Feb	205	168	168	140	173
Mar	217	282	144	177	153
Apr	232	226	138	158	165
May	200	200	172	178	202
June	210	246	152	172	165
Jul	228	216	174	200	177
Aug	213	252	171	174	159
Sep	194	240	157	155	154
Oct		177	185	181	150
Nov		176	162	123	171
Dec		172	187	136	135
<b>Total</b>	<b>1906</b>	<b>2557</b>	<b>1977</b>	<b>1919</b>	<b>1995</b>

**PT Verification Letters Received**

Month	Total 2022	Total 2021	Total 2020	Total 2019	Total 2018
Jan	2	2	0	1	0
Feb	0	0	0	1	1
Mar	1	2	0	1	2
Apr	2	0	2	1	1
May	2	1	0	0	0
June	1	1	0	0	1
Jul	2	1	1	0	1
Aug	0	0	2	2	0
Sep	1	1	1	0	0
Oct		2	2	1	0
Nov		1	0	0	1
Dec		2	0	0	0
<b>Total</b>	<b>11</b>	<b>13</b>	<b>8</b>	<b>7</b>	<b>7</b>

**VN Licenses Issued**

Month	Total 2022	Total 2021	Total 2020	Total 2019	Total 2018
Jan	471	519	511	544	349
Feb	509	502	463	499	442
Mar	740	637	515	573	368
Apr	681	648	490	589	825
May	588	542	383	548	917
June	662	616	617	624	626
Jul	659	675	681	699	528
Aug	713	599	630	606	933
Sep	569	540	636	533	541
Oct		583	662	694	612
Nov		576	519	546	498
Dec		597	452	531	447
<b>Total</b>	<b>5,592</b>	<b>7,034</b>	<b>6,559</b>	<b>6,986</b>	<b>7,086</b>

**PT Licenses Issued**

Month	Total 2022	Total 2021	Total 2020	Total 2019	Total 2018
Jan	14	36	13	19	24
Feb	20	46	39	66	16
Mar	40	38	36	55	29
Apr	15	25	18	26	60
May	9	23	32	15	47
June	13	14	22	15	32
Jul	35	21	22	36	30
Aug	32	32	30	29	57
Sep	13	19	23	54	28
Oct		27	36	61	35
Nov		17	18	23	38
Dec		16	12	22	36
<b>Total</b>	<b>191</b>	<b>314</b>	<b>301</b>	<b>421</b>	<b>432</b>

**VN Renewals Completed**

Month	Total 2022	Total 2021	Total 2020	Total 2019	Total 2018
Jan	4,651	4,773	4,526	4,297	4,472
Feb	3,882	3,804	3,667	3,808	3,647
Mar	4,144	4,093	3,882	3,705	4,018
Apr	3,867	4,097	4,388	3,720	3,618
May	3,806	3,816	3,648	3,842	3,674
June	4,062	4,025	3,785	3,720	3,718
Jul	4,043	3,984	4,153	3,984	3,899
Aug	4,430	4,333	4,123	4,174	4,400
Sep	4,305	4,092	4,280	3,949	3,941
Oct		4,158	4,541	4,242	4,404
Nov		4,167	3,907	4,127	4,081
Dec		3,919	4,009	3,752	3,778
<b>Total</b>	<b>37,190</b>	<b>49,261</b>	<b>48,909</b>	<b>47,320</b>	<b>47,650</b>

**PT Renewals Completed**

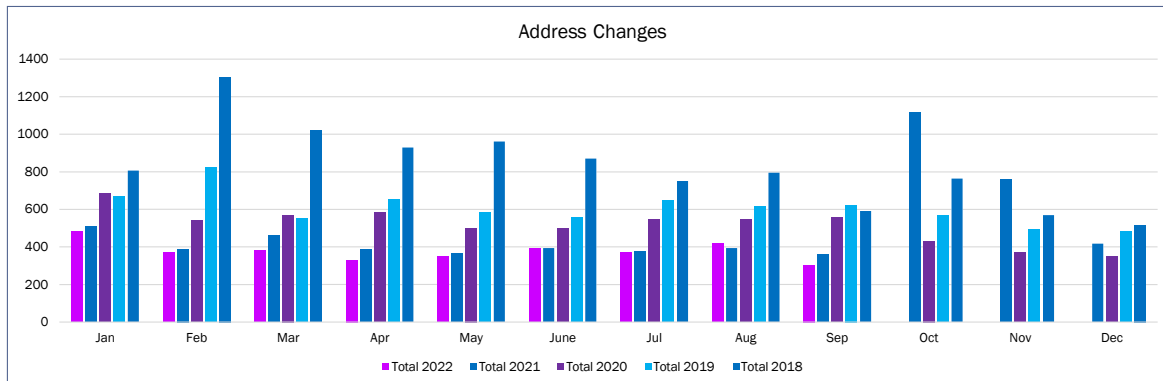
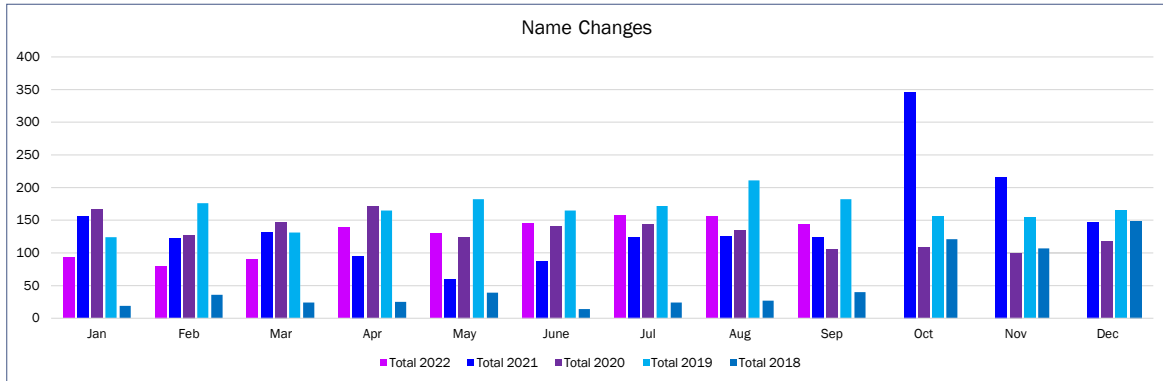
Month	Total 2022	Total 2021	Total 2020	Total 2019	Total 2018
Jan	391	396	420	391	384
Feb	333	335	336	324	376
Mar	394	360	362	366	372
Apr	353	344	399	348	346
May	345	390	348	403	361
June	345	355	365	347	351
Jul	377	390	394	425	401
Aug	370	421	373	391	614
Sep	363	365	389	348	356
Oct		345	379	367	383
Nov		334	368	345	368
Dec		313	339	345	358
<b>Total</b>	<b>3,271</b>	<b>4,348</b>	<b>4,472</b>	<b>4,400</b>	<b>4,670</b>

**VN Equivalency Applications Received - Online and In House**

Month	Total 2022	Total 2021	Total 2020	Total 2019	Total 2018
Jan	164	155	133	75	143
Feb	160	136	107	99	136
Mar	184	181	123	103	158
Apr	204	155	115	140	150
May	148	150	126	109	156
June	144	144	127	95	143
Jul	144	135	154	138	126
Aug	154	122	129	132	168
Sep	166	167	139	100	147
Oct		185	166	107	170
Nov		134	114	118	115
Dec		153	114	104	125
<b>Total</b>	<b>1468</b>	<b>1,817</b>	<b>1,547</b>	<b>1,320</b>	<b>1,737</b>

**PT Equivalency Applications Received - Online and In House**

Month	Total 2022	Total 2021	Total 2020	Total 2019	Total 2018
Jan	4	2	8	0	0
Feb	1	2	1	1	4
Mar	1	0	0	1	3
Apr	4	1	2	3	1
May	1	5	1	1	0
June	1	1	1	5	1
Jul	0	1	2	1	0
Aug	2	0	3	0	1
Sep	1	4	1	3	3
Oct		0	3	4	0
Nov		2	3	3	4
Dec		7	0	2	2
<b>Total</b>	<b>15</b>	<b>25</b>	<b>25</b>	<b>24</b>	<b>19</b>



**BVNPT Licensing Division Statistics**  
**January 2018 through September 30, 2022**  
**Vocational Nurses and Psychiatric Technicians – Processing Times in Weeks**

**VN School Applications – Online**

Month	Total 2022	Total 2021	Total 2020	Total 2019	Total 2018
Jan	1.3	3.4	0	0.21	4.4
Feb	1.3	1.4	0	0	3.7
Mar	1.1	1.1	0	0	1.7
Apr	1	0.9	0	0	1
May	1	0.75	0	0	0.4
June	1.5	1	0	0.1	0.5
Jul	1.4	0.6	0	0	0.1
Aug	1.3	0.7	0	0	0.3
Sep	1.3	1.25	0	0	0.1
Oct		0.8	0	0	0
Nov		0.6	1.6	0	0
Dec		0.9	1.25	0	0.2

**PT School Applications – Online**

Month	Total 2022	Total 2021	Total 2020	Total 2019	Total 2018
Jan	0.3	4	0.5	0.3	5.1
Feb	0.2	0.7	1.4	0	5.2
Mar	0	0.5	4.25	0.1	4.9
Apr	0.6	0	0	0	1
May	0.3	0.6	2	0	0.5
June	0.9	0.5	3.7	0	1
Jul	0.9	0.6	2.2	0	1.3
Aug	1.1	0.4	2	0	0.8
Sep	0.6	0.4	1.1	0	0.2
Oct		0.4	1	0	0.7
Nov		0.4	0.6	0	0.2
Dec		0.3	1.1	0	0.32

**VN School Applications – In House**

Month	Total 2022	Total 2021	Total 2020	Total 2019	Total 2018
Jan	0.6	1.3	0	0.1	1.7
Feb	1.2	0.3	0	0.25	3
Mar	0.2	0.6	0	0.1	1.7
Apr	1.2	0.4	0	0	1.8
May	1.3	0.4	0	0	1
June	1.5	0.1	0	0.1	1
Jul	0.7	0.4	0	0	0.3
Aug	0.6	0.7	0	0	0.2
Sep	0.3	0.3	0	0	0.1
Oct		0.3	0	0	0.2
Nov		0.5	1.6	0	0.3
Dec		0.2	1.25	0	0.2

**PT School Applications – In House**

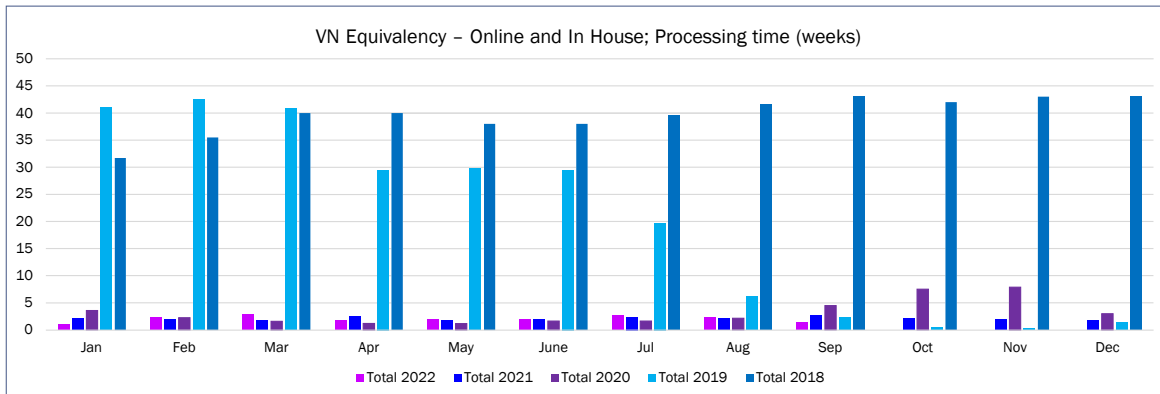
Month	Total 2022	Total 2021	Total 2020	Total 2019	Total 2018
Jan	0	0.3	0.3	0	5.1
Feb	0.3	0.1	2.3	0	5.2
Mar	0.1	0	4.25	0.1	4.7
Apr	0	0	0	0	1
May	0.7	0.4	0	0	5
June	0.3	0	0	0	0.8
Jul	0	0	0	0	1.7
Aug	0	0	0.5	0	0.7
Sep	0.09	0	0.1	0	0.7
Oct		0	0	0	0.7
Nov		0	0	0	0.3
Dec		0	0	0	0.2

**PT Re-Examination**

Month	Total 2022	Total 2021	Total 2020	Total 2019	Total 2018
Jan	0.5	2.2	0	0	5
Feb	0.5	0.5	0	0	2.4
Mar	1	1.1	0	0	2.5
Apr	1.2	0.6	0	0	1
May	0.8	0.6	0	0	1.1
June	0.8	1	0	0	1.1
Jul	2	1	0	0	1.5
Aug	1.5	0.6	0	0	1
Sep	1	0.6	0	0	0.9
Oct		0.4	3.2	0	1
Nov		1	2.75	0	0.6
Dec		0.3	0.9	0	0.5

**PT Equivalency – Online and In House**

Month	Total 2022	Total 2021	Total 2020	Total 2019	Total 2018
Jan	2.8	2.3	0	0	16.1
Feb	0	0.8	0.25	0	19.1
Mar	1	0	2.25	0.1	23.6
Apr	0.3	0	1.2	0	23
May	0.3	0.7	1.19	0	22.5
June	0.3	0.5	1.63	0	10
Jul	0	0.2	0	0	5.6
Aug	0.1	0.25	0	0	2.4
Sep	1	1.25	0	0	1
Oct		0.5	0.25	0	0.4
Nov		0	1.2	0	0.5
Dec		1	1.5	0	0.2



**VN Verification – Online**

Month	Total 2022	Total 2021	Total 2020	Total 2019	Total 2018
Jan	1.4	0.2	0.4	0.7	15.2
Feb	1.1	0.5	0.5	0.75	19.2
Mar	1.25	0.6	0.6	0.25	16.6
Apr	0.4	0.6	1	0.75	1.8
May	0.8	0.8	0.8	0.6	0.5
June	0.8	0.7	0.9	0.9	0.9
Jul	0.7	1.3	0.08	0.25	1.2
Aug	1.1	0.6	0.08	0.6	0.8
Sep	1.9	0	0.6	0	1.2
Oct		0.2	1.1	0.75	0.9
Nov		0.7	1	1.5	0.7
Dec		0.8	1.9	0.85	1

**VN Verification – In House**

Month	Total 2022	Total 2021	Total 2020	Total 2019	Total 2018
Jan	1.4	1.7	1.4	1.84	13.9
Feb	1.4	1.5	1.25	1.3	16.5
Mar	1.3	0.7	1.25	2.22	15.3
Apr	0.9	1.7	1.5	2	2.1
May	0.8	1.75	1.35	1.6	1.6
June	0.8	1.3	1.6	1.25	1.9
Jul	1.3	1.5	1.6	1.25	1.7
Aug	1.6	1.2	1.5	1.25	1.7
Sep	2.3	0.4	1.6	1.25	1.5
Oct		0.6	1.9	1.5	1.9
Nov		1.4	1.8	1	1.6
Dec		1.5	2.5	1.25	2.8

**VN Endorsements – Online**

Month	Total 2022	Total 2021	Total 2020	Total 2019	Total 2018
Jan	0.9	2.6	1	0.75	2.6
Feb	1	1.8	0.75	0.75	2.9
Mar	0.9	1.5	1	0.5	4
Apr	0.9	1.3	1	0.42	1
May	1.4	1.3	0.8	0.57	0.6
June	1.7	1.4	1	0.8	1
Jul	1.5	1.1	0.7	0.8	1
Aug	0.9	0.8	1.1	0.4	1.6
Sep	1.4	1	0.7	0.25	1.2
Oct		0.7	0.7	0.5	1.2
Nov		1.1	1.1	0	1.7
Dec		0.6	1.3	0.8	3.7

**VN Endorsements – In House**

Month	Total 2022	Total 2021	Total 2020	Total 2019	Total 2018
Jan	0.25	0	1	0.74	1.4
Feb	0.25	0	0.75	0.75	1.9
Mar	0	0	1	0.5	2
Apr	0.65	0	1	0.42	1
May	0	0	0.8	0.5	2
June	0	1	1	0.8	0.7
Jul	0	0	0	0.8	1
Aug	0	0	0	0.4	1.6
Sep	0	0.5	0	0.25	1.2
Oct		0.1	0	0.5	1.2
Nov		0.3	0	0	1.7
Dec		0	0	0.8	3.7

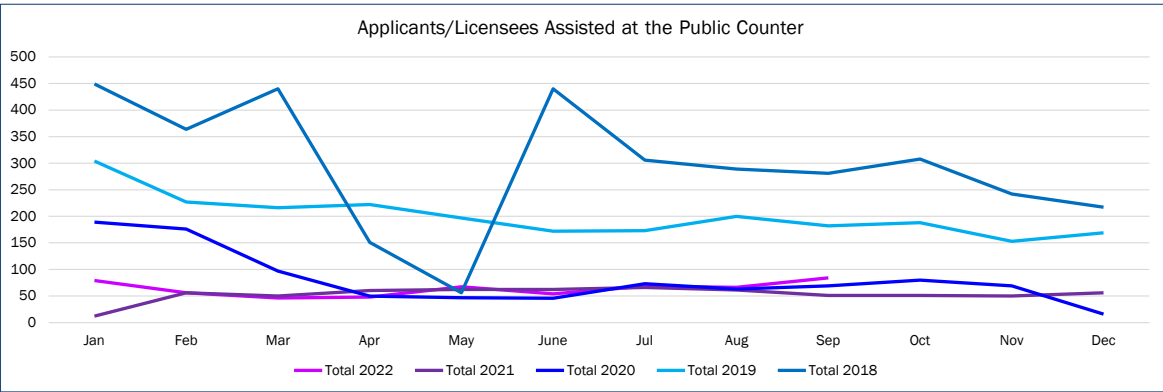
**VN Initial Licensure**

Month	Total 2022	Total 2021	Total 2020	Total 2019	Total 2018
Jan	0.5	0	0	0.8	1.4
Feb	0.03	0	0	0.4	1.9
Mar	0	0	0	0	2
Apr	0	0	0	1.14	1
May	0	0	0	0.15	2
June	0	0	0	0.25	0.7
Jul	0	0	0	0.25	1
Aug	0	0	0	0	1.6
Sep	0	0	0	0	1.2
Oct		0	0	0	0.9
Nov		0	0	0	1
Dec		0	0	0	0.8

**PT Initial Licensure**

Month	Total 2022	Total 2021	Total 2020	Total 2019	Total 2018
Jan	0	0	0	0	3.4
Feb	0	0	0	0	0.6
Mar	0	0	0	0	1.3
Apr	0	0	0	0	1
May	0	0	0	0	5
June	0	0	0	0	1.1
Jul	0	0	0	0	1.3
Aug	0	0	0	0	0.6
Sep	0	0	0	0	0.5
Oct		0	0	0	0.8
Nov		0	0	0	0.5
Dec		0	0	0	0.3

**BVNPT Licensing Division Statistics**  
**January 2018 through September 30, 2022**  
**Public Counter and Customer Service**

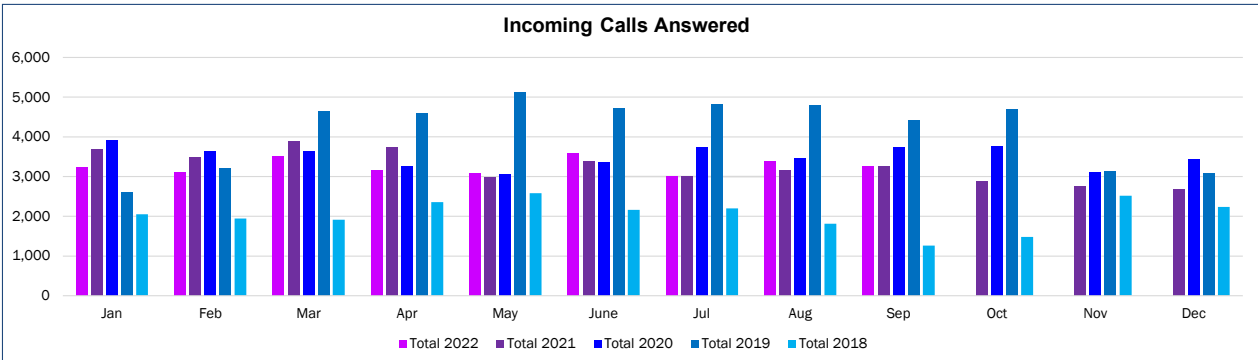
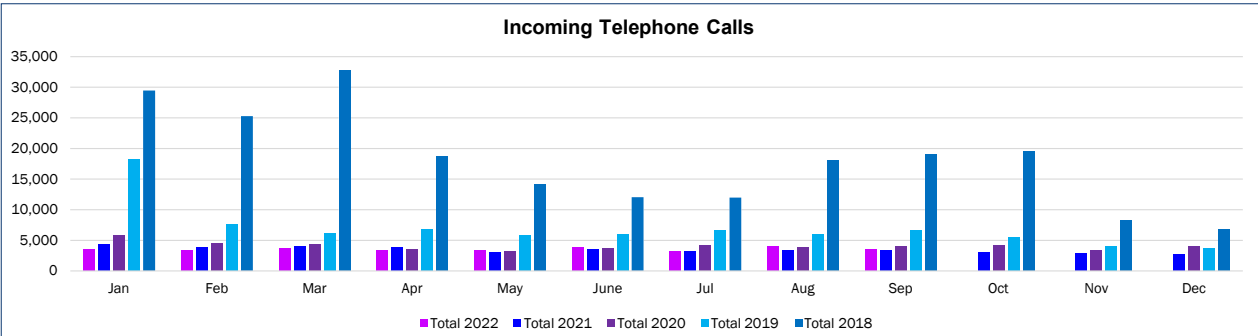


**Temporary Licenses Issued at the Public Counter**

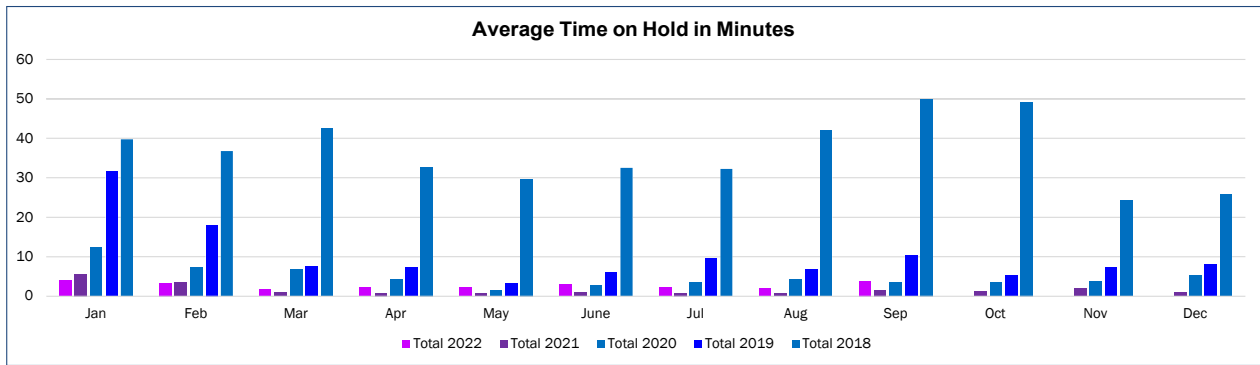
Month	Total 2022	Total 2021	Total 2020	Total 2019	Total 2018
Jan	0	0	0	1	30
Feb	0	0	0	1	36
Mar	0	0	0	0	62
Apr	0	0	0	0	152
May	0	0	0	0	57
June	0	0	0	0	9
Jul	0	0	0	0	6
Aug	0	0	0	0	16
Sep	0	0	0	0	0
Oct	0	0	0	0	4
Nov	0	0	0	0	2
Dec	0	0	0	0	7
<b>Total</b>	<b>0</b>	<b>0</b>	<b>0</b>	<b>2</b>	<b>381</b>

**Incoming Emails to the General BVNPT Email Box**

Month	Total 2022	Total 2021	Total 2020	Total 2019	Total 2018
Jan	1,313	1,671	1,279	2,594	2,051
Feb	1,367	1,502	1,004	1,551	1,483
Mar	1,601	1,442	1,544	1,279	1,832
Apr	1,520	1,214	1,477	1,154	1,548
May	1,367	1,302	994	1,070	1,426
June	1,678	1,271	1,443	1,120	1,449
July	1,486	1,504	1,370	982	1,462
Aug	1,616	1,433	1,311	1,016	1,690
Sep	1,405	1,416	1,410	1,305	1,484
Oct		1,435	1,257	1,685	1,646
Nov		1,004	1,034	662	1,253
Dec		1,119	977	1,047	1,228
<b>Total</b>	<b>13,353</b>	<b>16,313</b>	<b>15,100</b>	<b>15,465</b>	<b>18,552</b>







## Cashiering

### In House Processed Payments - VN Renewal

Month	Total 2022	Total 2021	Total 2020	Total 2019	Total 2018
Jan	37	45	80	141	209
Feb	39	40	59	106	445
Mar	36	39	55	94	1,037
Apr	37	92	66	107	644
May	37	42	49	132	140
June	46	31	47	243	71
Jul	31	46	75	124	165
Aug	38	48	46	96	181
Sep	46	43	68	79	119
Oct		50	46	85	171
Nov		31	57	75	158
Dec		30	43	80	136
<b>Total</b>	<b>347</b>	<b>537</b>	<b>691</b>	<b>1,362</b>	<b>3,476</b>

### Online Processed Payments - VN Renewal

Month	Total 2022	Total 2021	Total 2020	Total 2019	Total 2018
Jan	4,686	4,770	4,463	4,092	3,052
Feb	3,869	3,756	3,462	3,680	2,671
Mar	4,082	4,057	3,936	3,717	2,843
Apr	3,816	4,013	3,952	3,680	2,632
May	3,891	3,767	2,923	3,081	2,193
June	4,027	3,999	2,030	2,204	1,431
Jul	4,015	3,929	4,104	3,746	2,144
Aug	4,416	4,290	4,060	4,108	3,157
Sep	4,287	4,051	4,221	3,873	2,978
Oct		4,124	4,490	4,165	3,257
Nov		4,134	3,875	3,718	3,198
Dec		3,894	3,937	3,725	3,231
<b>Total</b>	<b>37,089</b>	<b>48,784</b>	<b>45,453</b>	<b>43,789</b>	<b>32,787</b>

### In House Processed Payments - PT Renewal

Month	Total 2022	Total 2021	Total 2020	Total 2019	Total 2018
Jan	3	7	5	7	26
Feb	4	1	7	11	37
Mar	3	3	3	12	112
Apr	3	9	4	14	69
May	5	4	6	12	14
June	2	1	3	16	11
Jul	1	5	7	12	18
Aug	4	5	8	12	12
Sep	2	1	1	13	15
Oct		6	7	9	27
Nov		2	3	8	14
Dec		1	8	9	15
<b>Total</b>	<b>27</b>	<b>45</b>	<b>62</b>	<b>135</b>	<b>370</b>

### Online Processed Payments - PT Renewal

Month	Total 2022	Total 2021	Total 2020	Total 2019	Total 2018
Jan	393	386	413	382	294
Feb	330	335	342	315	275
Mar	393	356	375	363	298
Apr	348	336	367	336	275
May	339	387	302	331	240
June	343	353	205	199	157
Jul	379	385	392	390	245
Aug	366	416	366	390	304
Sep	361	364	386	332	292
Oct		341	369	365	281
Nov		331	364	302	307
Dec		312	331	341	301
<b>Total</b>	<b>3,252</b>	<b>4,302</b>	<b>4,212</b>	<b>4,046</b>	<b>3,269</b>

### In House Processed Payments - VN Examinations

Month	Total 2022	Total 2021	Total 2020	Total 2019	Total 2018
Jan	56	46	134	85	229
Feb	39	108	82	163	232
Mar	51	51	161	159	284
Apr	86	77	68	204	225
May	50	38	52	219	358
June	47	48	57	134	190
Jul	50	51	92	209	207
Aug	51	43	78	166	227
Sep	45	29	76	58	132
Oct		69	124	99	231
Nov		27	70	88	179
Dec		24	59	95	137
<b>Total</b>	<b>475</b>	<b>611</b>	<b>1,053</b>	<b>1,679</b>	<b>2,631</b>

### Online Processed Payments - VN Examinations

Month	Total 2022	Total 2021	Total 2020	Total 2019	Total 2018
Jan	557	454	418	397	336
Feb	683	525	512	344	326
Mar	720	687	500	399	343
Apr	693	615	542	385	381
May	794	692	728	632	556
June	797	750	704	453	319
Jul	511	556	618	459	282
Aug	652	674	601	662	519
Sep	838	700	633	504	386
Oct		495	466	482	408
Nov		545	546	456	354
Dec		754	614	575	660
<b>Total</b>	<b>6,245</b>	<b>7,447</b>	<b>6,882</b>	<b>5,748</b>	<b>4,870</b>

**In House Processed Payments - PT Examinations**

Month	Total 2022	Total 2021	Total 2020	Total 2019	Total 2018
Jan	20	0	34	22	53
Feb	7	21	11	0	6
Mar	3	1	0	2	8
Apr	0	0	0	1	1
May	16	0	5	26	29
June	3	0	0	2	4
Jul	0	1	0	1	21
Aug	2	2	24	23	3
Sep	18	16	2	4	29
Oct		0	0	7	1
Nov		0	0	1	3
Dec		20	1	0	24
<b>Total</b>	<b>69</b>	<b>61</b>	<b>77</b>	<b>89</b>	<b>182</b>

**Online Processed Payments - PT Examinations**

Month	Total 2022	Total 2021	Total 2020	Total 2019	Total 2018
Jan	6	26	34	36	22
Feb	4	5	6	11	10
Mar	4	11	5	9	4
Apr	6	4	13	33	1
May	51	20	39	42	39
June	36	45	13	40	9
Jul	26	14	14	34	27
Aug	48	27	37	33	28
Sep	29	12	17	8	6
Oct		8	27	6	16
Nov		8	7	7	8
Dec		63	100	68	87
<b>Total</b>	<b>210</b>	<b>243</b>	<b>312</b>	<b>327</b>	<b>257</b>

**In House Processed Payments - VN Reexaminations**

Month	Total 2022	Total 2021	Total 2020	Total 2019	Total 2018
Jan	9	6	8	39	145
Feb	4	2	3	48	143
Mar	2	2	9	47	109
Apr	4	9	10	33	120
May	2	7	8	42	124
June	3	7	4	40	91
Jul	4	7	7	24	107
Aug	2	5	7	15	96
Sep	3	4	15	10	89
Oct		5	12	10	127
Nov		2	5	9	79
Dec		7	3	6	59
<b>Total</b>	<b>33</b>	<b>63</b>	<b>91</b>	<b>323</b>	<b>1,289</b>

**Online Processed Payments - VN Reexaminations**

Month	Total 2022	Total 2021	Total 2020	Total 2019	Total 2018
Jan	408	449	377	284	331
Feb	380	362	324	325	294
Mar	454	528	412	444	349
Apr	420	457	471	392	328
May	389	406	409	352	340
June	448	373	360	327	288
Jul	448	375	385	344	288
Aug	506	405	410	349	357
Sep	464	411	405	327	314
Oct		420	423	314	313
Nov		341	336	300	262
Dec		321	300	236	238
<b>Total</b>	<b>3,917</b>	<b>4,848</b>	<b>4,612</b>	<b>3,994</b>	<b>3,702</b>

**In House Processed Payments - PT Reexaminations**

Month	Total 2022	Total 2021	Total 2020	Total 2019	Total 2018
Jan	0	1	1	7	15
Feb	0	0	1	5	20
Mar	0	0	2	6	15
Apr	0	0	1	13	16
May	1	0	1	12	13
June	0	0	1	9	18
Jul	0	0	0	9	15
Aug	1	0	0	10	12
Sep	0	0	1	6	13
Oct		1	0	2	17
Nov		0	1	4	11
Dec		0	0	2	13
<b>Total</b>	<b>2</b>	<b>2</b>	<b>9</b>	<b>85</b>	<b>178</b>

**Online Processed Payments - PT Reexaminations**

Month	Total 2022	Total 2021	Total 2020	Total 2019	Total 2018
Jan	20	22	25	15	9
Feb	15	14	11	16	15
Mar	21	22	19	23	11
Apr	6	20	22	15	18
May	18	15	25	12	12
June	17	19	14	11	14
Jul	6	11	29	13	14
Aug	14	20	12	21	14
Sep	19	17	24	22	13
Oct		8	14	14	19
Nov		14	21	25	11
Dec		6	14	15	3
<b>Total</b>	<b>136</b>	<b>188</b>	<b>230</b>	<b>202</b>	<b>153</b>

**In House Processed Payments - VN Interim Permit**

Month	Total 2022	Total 2021	Total 2020	Total 2019	Total 2018
Jan	0	0	0	4	5
Feb	0	0	0	5	4
Mar	0	0	0	0	2
Apr	0	0	0	3	2
May	0	0	1	3	4
June	0	0	0	0	2
Jul	2	0	0	0	3
Aug	1	0	0	0	2
Sep	0	0	0	0	1
Oct		0	0	0	2
Nov		0	0	0	2
Dec		0	0	0	0
<b>Total</b>	<b>3</b>	<b>0</b>	<b>1</b>	<b>15</b>	<b>29</b>

**Online Processed Payments - VN Interim Permit**

Month	Total 2022	Total 2021	Total 2020	Total 2019	Total 2018
Jan	46	34	9	16	15
Feb	37	12	7	9	8
Mar	36	21	24	12	11
Apr	23	22	37	7	8
May	50	48	36	25	15
June	63	25	32	20	12
Jul	30	12	25	14	0
Aug	45	15	10	12	9
Sep	27	25	26	34	9
Oct		28	19	6	10
Nov		35	35	6	2
Dec		45	45	3	9
<b>Total</b>	<b>357</b>	<b>322</b>	<b>305</b>	<b>164</b>	<b>108</b>

**In House Processed Payments - VN Verification**

Month	Total 2022	Total 2021	Total 2020	Total 2019	Total 2018
Jan	19	30	31	31	70
Feb	30	29	39	42	61
Mar	20	47	25	32	59
Apr	21	59	30	56	69
May	20	34	31	41	107
June	22	38	30	37	62
Jul	23	27	30	73	68
Aug	22	32	37	49	81
Sep	30	25	40	31	48
Oct		29	36	36	41
Nov		14	32	23	64
Dec		21	30	38	34
<b>Total</b>	<b>207</b>	<b>385</b>	<b>391</b>	<b>489</b>	<b>764</b>

**Online Processed Payments - VN Verification**

Month	Total 2022	Total 2021	Total 2020	Total 2019	Total 2018
Jan	190	151	112	88	105
Feb	194	124	110	89	79
Mar	209	253	110	130	85
Apr	220	195	93	91	83
May	198	180	122	128	96
June	204	216	102	117	87
Jul	224	200	121	125	87
Aug	205	228	127	125	104
Sep	174	217	117	106	88
Oct		155	147	125	101
Nov		172	144	86	92
Dec		165	163	81	77
<b>Total</b>	<b>1818</b>	<b>2,256</b>	<b>1,468</b>	<b>1,291</b>	<b>1,084</b>

**In House Processed Payments - VN Initial Licensure**

Month	Total 2022	Total 2021	Total 2020	Total 2019	Total 2018
Jan	0	0	1	17	56
Feb	0	3	2	36	43
Mar	2	3	2	20	63
Apr	0	7	2	23	79
May	4	1	4	8	77
June	0	3	0	3	48
Jul	6	1	0	10	51
Aug	3	2	1	6	47
Sep	3	1	4	4	30
Oct		0	3	3	40
Nov		1	1	5	41
Dec		2	0	3	28
<b>Total</b>	<b>18</b>	<b>24</b>	<b>20</b>	<b>138</b>	<b>603</b>

**Online Processed Payments - VN Initial Licensure**

Month	Total 2022	Total 2021	Total 2020	Total 2019	Total 2018
Jan	489	548	510	474	450
Feb	509	500	454	540	437
Mar	759	626	534	545	515
Apr	654	616	464	561	571
May	595	576	413	506	475
June	639	579	582	581	563
Jul	672	689	686	678	525
Aug	659	581	643	605	581
Sep	569	541	649	554	513
Oct		591	647	677	561
Nov		561	499	550	450
Dec		582	441	506	490
<b>Total</b>	<b>5,545</b>	<b>6,990</b>	<b>6,522</b>	<b>6,777</b>	<b>6,131</b>

**In House Processed Payments - PT Initial Licensure**

Month	Total 2022	Total 2021	Total 2020	Total 2019	Total 2018
Jan	0	0	0	3	1
Feb	0	0	0	7	2
Mar	0	0	2	3	5
Apr	0	0	0	3	1
May	0	0	0	1	8
June	0	0	0	0	2
Jul	0	1	0	0	3
Aug	0	2	0	0	5
Sep	0	0	0	0	1
Oct		0	0	1	6
Nov		0	0	0	3
Dec		0	0	0	4
<b>Total</b>	<b>0</b>	<b>3</b>	<b>2</b>	<b>18</b>	<b>41</b>

**Online Processed Payments - PT Initial Licensure**

Month	Total 2022	Total 2021	Total 2020	Total 2019	Total 2018
Jan	14	40	17	19	16
Feb	20	43	26	57	26
Mar	39	36	33	50	16
Apr	14	26	17	24	50
May	9	21	32	17	43
June	13	15	21	15	23
Jul	34	19	24	40	28
Aug	32	32	32	30	32
Sep	15	19	21	53	25
Oct		26	35	53	30
Nov		18	18	26	41
Dec		15	12	26	20
<b>Total</b>	<b>190</b>	<b>310</b>	<b>288</b>	<b>410</b>	<b>350</b>

