

**Board of Vocational Nursing and Psychiatric Technicians**

2535 Capitol Oaks Drive Suite 205, Sacramento, CA 95833-2945

P (916) 263-7800 | F (916) 263-7855 | www.bvnpt.ca.gov

| | |
|----------------|------------------------------------|
| DATE | January 6, 2023 |
| TO | Board Members |
| FROM | Shelley Brown Licensing Manager |
| SUBJECT | Licensing Division Report |

STAFFING UPDATE:

Since the last Board Meeting, we filled two Program Technician II (PT II) vacancies in the Licensing Division. There are currently two PT II vacancies in the Licensing Division, one due to retirement and one due to a lateral transfer to another agency. We recently conducted interviews and hope to have the vacancies filled shortly.

LICENSING STATISTICS:

The Licensing Division Statistical Data – Executive Summary is included with the Board materials. These comprehensive Licensing statistics cover activity from January 1, 2018, through December 31, 2022.

The Licensing Technicians continue to do an amazing job. October 2022 through December 2022, on the inquiry phone line, we maintained an average 94% caller assist rate with an average wait time of under three minutes. During the same time period our average processing time for initial applications was less than two weeks.

CE AUDIT UPDATE:

We hope to resume continuing education (CE) audits this spring. CE audits were suspended due to COVID-19 and the Governor's Executive Order N-39-20, which included a temporary waiver of the continuing education requirement for individuals whose active licenses expired between March 31, 2020, and October 31, 2021.



**Licensing Division
Statistical Data**

January 1, 2018 through December 31, 2022

Executive Summary

BVNPT Licensing Division Statistics
January 2018 through December 31, 2022
Vocational Nurses and Psychiatric Technicians

VN Examination Request Received

| Month | Total 2022 | Total 2021 | Total 2020 | Total 2019 | Total 2018 |
|--------------|--------------|--------------|-------------|-------------|-------------|
| Jan | 510 | 499 | 474 | 439 | 576 |
| Feb | 687 | 657 | 759 | 563 | 654 |
| Mar | 750 | 797 | 511 | 499 | 600 |
| Apr | 769 | 707 | 627 | 519 | 679 |
| May | 905 | 678 | 764 | 884 | 892 |
| June | 821 | 690 | 792 | 543 | 489 |
| Jul | 571 | 578 | 663 | 616 | 531 |
| Aug | 876 | 639 | 774 | 867 | 609 |
| Sep | 971 | 762 | 795 | 617 | 563 |
| Oct | 477 | 641 | 644 | 556 | 653 |
| Nov | 487 | 624 | 665 | 565 | 590 |
| Dec | 692 | 761 | 769 | 662 | 858 |
| Total | 8,516 | 8,033 | 8237 | 7330 | 7694 |

PT Examination Requests Received

| Month | Total 2022 | Total 2021 | Total 2020 | Total 2019 | Total 2018 |
|--------------|------------|------------|------------|------------|------------|
| Jan | 28 | 44 | 65 | 55 | 74 |
| Feb | 6 | 588 | 27 | 16 | 15 |
| Mar | 2 | 17 | 3 | 9 | 11 |
| Apr | 13 | 6 | 16 | 6 | 3 |
| May | 66 | 40 | 42 | 90 | 60 |
| June | 37 | 44 | 13 | 42 | 13 |
| Jul | 22 | 15 | 16 | 33 | 47 |
| Aug | 51 | 28 | 63 | 52 | 65 |
| Sep | 47 | 27 | 15 | 35 | 55 |
| Oct | 3 | 8 | 28 | 9 | 12 |
| Nov | 1 | 8 | 7 | 7 | 11 |
| Dec | 51 | 82 | 102 | 68 | 110 |
| Total | 327 | 907 | 397 | 422 | 476 |

VN Examination Retakes Received

| Month | Total 2022 | Total 2021 | Total 2020 | Total 2019 | Total 2018 |
|--------------|--------------|--------------|-------------|-------------|-------------|
| Jan | 416 | 455 | 356 | 292 | 448 |
| Feb | 384 | 361 | 311 | 328 | 420 |
| Mar | 455 | 537 | 396 | 462 | 453 |
| Apr | 424 | 458 | 450 | 394 | 421 |
| May | 390 | 414 | 389 | 376 | 433 |
| June | 450 | 380 | 348 | 332 | 378 |
| Jul | 450 | 377 | 389 | 337 | 363 |
| Aug | 505 | 411 | 426 | 346 | 700 |
| Sep | 465 | 416 | 408 | 321 | 409 |
| Oct | 422 | 425 | 431 | 310 | 422 |
| Nov | 419 | 344 | 340 | 289 | 331 |
| Dec | 397 | 324 | 302 | 232 | 301 |
| Total | 5,177 | 4,902 | 4546 | 4019 | 5079 |

PT Examination Retakes Received

| Month | Total 2022 | Total 2021 | Total 2020 | Total 2019 | Total 2018 |
|--------------|------------|------------|------------|------------|------------|
| Jan | 20 | 23 | 24 | 19 | 28 |
| Feb | 15 | 14 | 12 | 20 | 32 |
| Mar | 21 | 24 | 18 | 29 | 29 |
| Apr | 13 | 19 | 22 | 27 | 35 |
| May | 18 | 15 | 25 | 23 | 24 |
| June | 17 | 19 | 15 | 17 | 35 |
| Jul | 6 | 11 | 29 | 18 | 26 |
| Aug | 15 | 20 | 13 | 21 | 51 |
| Sep | 19 | 17 | 24 | 28 | 30 |
| Oct | 18 | 9 | 15 | 15 | 29 |
| Nov | 14 | 14 | 20 | 28 | 23 |
| Dec | 14 | 6 | 14 | 15 | 21 |
| Total | 190 | 191 | 231 | 260 | 363 |

VN Interim Permits Issued

| Month | Total 2022 | Total 2021 | Total 2020 | Total 2019 | Total 2018 |
|--------------|------------|------------|------------|------------|------------|
| Jan | 22 | 22 | 1 | 8 | 20 |
| Feb | 13 | 8 | 1 | 9 | 15 |
| Mar | 15 | 5 | 0 | 5 | 14 |
| Apr | 9 | 9 | 8 | 4 | 10 |
| May | 18 | 14 | 19 | 7 | 18 |
| June | 15 | 18 | 19 | 14 | 11 |
| Jul | 21 | 6 | 8 | 5 | 15 |
| Aug | 35 | 6 | 7 | 5 | 20 |
| Sep | 17 | 9 | 10 | 14 | 11 |
| Oct | 8 | 16 | 8 | 2 | 13 |
| Nov | 17 | 22 | 12 | 0 | 3 |
| Dec | 9 | 14 | 21 | 1 | 12 |
| Total | 199 | 149 | 114 | 74 | 162 |

PT Interim Permits Issued

| Month | Total 2022 | Total 2021 | Total 2020 | Total 2019 | Total 2018 |
|--------------|------------|------------|------------|------------|------------|
| Jan | 0 | 2 | 0 | 0 | 0 |
| Feb | 0 | 1 | 0 | 0 | 0 |
| Mar | 0 | 1 | 0 | 0 | 0 |
| Apr | 0 | 0 | 0 | 0 | 1 |
| May | 1 | 0 | 0 | 16 | 3 |
| June | 8 | 0 | 10 | 0 | 0 |
| Jul | 1 | 0 | 2 | 1 | 3 |
| Aug | 1 | 1 | 0 | 1 | 0 |
| Sep | 1 | 0 | 0 | 0 | 0 |
| Oct | 0 | 1 | 0 | 0 | 0 |
| Nov | 0 | 0 | 0 | 0 | 0 |
| Dec | 0 | 0 | 10 | 0 | 11 |
| Total | 12 | 6 | 22 | 18 | 18 |

VN Examination Results

| Month | Total 2022 | Total 2021 | Total 2020 | Total 2019 | Total 2018 |
|--------------|---------------|---------------|-------------|-------------|--------------|
| Jan | 699 | 806 | 608 | 753 | 662 |
| Feb | 845 | 905 | 702 | 835 | 661 |
| Mar | 1,064 | 990 | 492 | 838 | 913 |
| Apr | 907 | 994 | 568 | 807 | 850 |
| May | 966 | 804 | 769 | 796 | 919 |
| June | 1,000 | 984 | 903 | 761 | 858 |
| Jul | 1,014 | 975 | 1,056 | 902 | 984 |
| Aug | 1,035 | 877 | 1,008 | 835 | 969 |
| Sep | 982 | 898 | 1,094 | 849 | 818 |
| Oct | 750 | 896 | 1,073 | 989 | 831 |
| Nov | 646 | 801 | 743 | 734 | 781 |
| Dec | 782 | 930 | 723 | 754 | 843 |
| Total | 10,690 | 10,860 | 9739 | 9853 | 10089 |

PT Examination Results

| Month | Total 2022 | Total 2021 | Total 2020 | Total 2019 | Total 2018 |
|--------------|------------|------------|------------|------------|------------|
| Jan | 44 | 54 | 36 | 40 | 40 |
| Feb | 37 | 64 | 37 | 85 | 49 |
| Mar | 59 | 44 | 37 | 35 | 85 |
| Apr | 30 | 55 | 29 | 42 | 97 |
| May | 22 | 42 | 47 | 41 | 62 |
| June | 51 | 39 | 37 | 42 | 50 |
| Jul | 44 | 33 | 53 | 62 | 60 |
| Aug | 51 | 45 | 54 | 70 | 57 |
| Sep | 26 | 45 | 53 | 78 | 50 |
| Oct | 35 | 38 | 63 | 72 | 77 |
| Nov | 42 | 34 | 39 | 57 | 63 |
| Dec | 17 | 33 | 48 | 39 | 36 |
| Total | 458 | 526 | 533 | 663 | 726 |

VN Initial Applications Received

| Month | Total 2022 | Total 2021 | Total 2020 | Total 2019 | Total 2018 |
|--------------|--------------|--------------|--------------|--------------|--------------|
| Jan | 490 | 548 | 514 | 491 | 508 |
| Feb | 510 | 507 | 456 | 568 | 490 |
| Mar | 768 | 637 | 538 | 560 | 619 |
| Apr | 657 | 619 | 466 | 582 | 655 |
| May | 599 | 578 | 417 | 507 | 548 |
| June | 640 | 583 | 582 | 584 | 623 |
| Jul | 681 | 692 | 686 | 684 | 578 |
| Aug | 667 | 581 | 644 | 612 | 953 |
| Sep | 577 | 542 | 653 | 554 | 551 |
| Oct | 699 | 594 | 653 | 681 | 603 |
| Nov | 621 | 562 | 500 | 557 | 497 |
| Dec | 723 | 584 | 442 | 509 | 527 |
| Total | 7,632 | 7,027 | 6,551 | 6,889 | 7,152 |

PT Initial Applications Received

| Month | Total 2022 | Total 2021 | Total 2020 | Total 2019 | Total 2018 |
|--------------|------------|------------|------------|------------|------------|
| Jan | 14 | 40 | 17 | 22 | 17 |
| Feb | 22 | 43 | 26 | 64 | 28 |
| Mar | 39 | 36 | 35 | 53 | 33 |
| Apr | 14 | 26 | 17 | 28 | 54 |
| May | 9 | 21 | 32 | 17 | 48 |
| June | 13 | 15 | 21 | 15 | 26 |
| Jul | 34 | 20 | 23 | 40 | 30 |
| Aug | 32 | 33 | 32 | 30 | 51 |
| Sep | 15 | 19 | 21 | 53 | 27 |
| Oct | 16 | 26 | 35 | 53 | 35 |
| Nov | 41 | 18 | 18 | 26 | 45 |
| Dec | 19 | 15 | 12 | 26 | 23 |
| Total | 268 | 312 | 289 | 427 | 417 |

VN Endorsements Received

| Month | Total 2022 | Total 2021 | Total 2020 | Total 2019 | Total 2018 |
|--------------|-------------|-------------|------------|------------|------------|
| Jan | 188 | 107 | 46 | 35 | 46 |
| Feb | 139 | 78 | 37 | 44 | 48 |
| Mar | 105 | 112 | 44 | 49 | 53 |
| Apr | 99 | 80 | 40 | 49 | 49 |
| May | 111 | 104 | 36 | 52 | 47 |
| June | 157 | 150 | 52 | 47 | 63 |
| Jul | 81 | 102 | 63 | 54 | 43 |
| Aug | 93 | 117 | 86 | 73 | 88 |
| Sep | 99 | 113 | 57 | 48 | 59 |
| Oct | 55 | 94 | 57 | 56 | 44 |
| Nov | 70 | 100 | 59 | 63 | 35 |
| Dec | 86 | 73 | 72 | 35 | 36 |
| Total | 1283 | 1230 | 649 | 605 | 611 |

PT Endorsements Received

| Month | Total 2022 | Total 2021 | Total 2020 | Total 2019 | Total 2018 |
|--------------|------------|------------|------------|------------|------------|
| Jan | 0 | 0 | 0 | 0 | 0 |
| Feb | 0 | 0 | 0 | 0 | 0 |
| Mar | 0 | 0 | 0 | 0 | 0 |
| Apr | 0 | 0 | 0 | 0 | 0 |
| May | 0 | 0 | 0 | 0 | 0 |
| June | 0 | 0 | 0 | 1 | 0 |
| Jul | 0 | 0 | 0 | 1 | 0 |
| Aug | 0 | 0 | 0 | 0 | 0 |
| Sep | 0 | 0 | 0 | 0 | 0 |
| Oct | 0 | 0 | 1 | 0 | 0 |
| Nov | 0 | 0 | 0 | 0 | 0 |
| Dec | 0 | 0 | 0 | 1 | 0 |
| Total | 0 | 0 | 1 | 3 | 0 |

VN Verification Letters Received

| Month | Total 2022 | Total 2021 | Total 2020 | Total 2019 | Total 2018 |
|--------------|-------------|-------------|-------------|-------------|-------------|
| Jan | 207 | 202 | 167 | 125 | 191 |
| Feb | 205 | 168 | 168 | 140 | 173 |
| Mar | 217 | 282 | 144 | 177 | 153 |
| Apr | 232 | 226 | 138 | 158 | 165 |
| May | 200 | 200 | 172 | 178 | 202 |
| June | 210 | 246 | 152 | 172 | 165 |
| Jul | 228 | 216 | 174 | 200 | 177 |
| Aug | 213 | 252 | 171 | 174 | 159 |
| Sep | 194 | 240 | 157 | 155 | 154 |
| Oct | 197 | 177 | 185 | 181 | 150 |
| Nov | 141 | 176 | 162 | 123 | 171 |
| Dec | 158 | 172 | 187 | 136 | 135 |
| Total | 2402 | 2557 | 1977 | 1919 | 1995 |

PT Verification Letters Received

| Month | Total 2022 | Total 2021 | Total 2020 | Total 2019 | Total 2018 |
|--------------|------------|------------|------------|------------|------------|
| Jan | 2 | 2 | 0 | 1 | 0 |
| Feb | 0 | 0 | 0 | 1 | 1 |
| Mar | 1 | 2 | 0 | 1 | 2 |
| Apr | 2 | 0 | 2 | 1 | 1 |
| May | 2 | 1 | 0 | 0 | 0 |
| June | 1 | 1 | 0 | 0 | 1 |
| Jul | 2 | 1 | 1 | 0 | 1 |
| Aug | 0 | 0 | 2 | 2 | 0 |
| Sep | 1 | 1 | 1 | 0 | 0 |
| Oct | 2 | 2 | 2 | 1 | 0 |
| Nov | 1 | 1 | 0 | 0 | 1 |
| Dec | 2 | 2 | 0 | 0 | 0 |
| Total | 16 | 13 | 8 | 7 | 7 |

VN Licenses Issued

| Month | Total 2022 | Total 2021 | Total 2020 | Total 2019 | Total 2018 |
|--------------|--------------|--------------|--------------|--------------|--------------|
| Jan | 471 | 519 | 511 | 544 | 349 |
| Feb | 509 | 502 | 463 | 499 | 442 |
| Mar | 740 | 637 | 515 | 573 | 368 |
| Apr | 681 | 648 | 490 | 589 | 825 |
| May | 588 | 542 | 383 | 548 | 917 |
| June | 662 | 616 | 617 | 624 | 626 |
| Jul | 659 | 675 | 681 | 699 | 528 |
| Aug | 713 | 599 | 630 | 606 | 933 |
| Sep | 569 | 540 | 636 | 533 | 541 |
| Oct | 715 | 583 | 662 | 694 | 612 |
| Nov | 617 | 576 | 519 | 546 | 498 |
| Dec | 691 | 597 | 452 | 531 | 447 |
| Total | 7,615 | 7,034 | 6,559 | 6,986 | 7,086 |

PT Licenses Issued

| Month | Total 2022 | Total 2021 | Total 2020 | Total 2019 | Total 2018 |
|--------------|------------|------------|------------|------------|------------|
| Jan | 14 | 36 | 13 | 19 | 24 |
| Feb | 20 | 46 | 39 | 66 | 16 |
| Mar | 40 | 38 | 36 | 55 | 29 |
| Apr | 15 | 25 | 18 | 26 | 60 |
| May | 9 | 23 | 32 | 15 | 47 |
| June | 13 | 14 | 22 | 15 | 32 |
| Jul | 35 | 21 | 22 | 36 | 30 |
| Aug | 32 | 32 | 30 | 29 | 57 |
| Sep | 13 | 19 | 23 | 54 | 28 |
| Oct | 19 | 27 | 36 | 61 | 35 |
| Nov | 41 | 17 | 18 | 23 | 38 |
| Dec | 17 | 16 | 12 | 22 | 36 |
| Total | 268 | 314 | 301 | 421 | 432 |

VN Renewals Completed

| Month | Total 2022 | Total 2021 | Total 2020 | Total 2019 | Total 2018 |
|--------------|---------------|---------------|---------------|---------------|---------------|
| Jan | 4,651 | 4,773 | 4,526 | 4,297 | 4,472 |
| Feb | 3,882 | 3,804 | 3,667 | 3,808 | 3,647 |
| Mar | 4,144 | 4,093 | 3,882 | 3,705 | 4,018 |
| Apr | 3,867 | 4,097 | 4,388 | 3,720 | 3,618 |
| May | 3,806 | 3,816 | 3,648 | 3,842 | 3,674 |
| June | 4,062 | 4,025 | 3,785 | 3,720 | 3,718 |
| Jul | 4,043 | 3,984 | 4,153 | 3,984 | 3,899 |
| Aug | 4,430 | 4,333 | 4,123 | 4,174 | 4,400 |
| Sep | 4,305 | 4,092 | 4,280 | 3,949 | 3,941 |
| Oct | 4,273 | 4,158 | 4,541 | 4,242 | 4,404 |
| Nov | 4,157 | 4,167 | 3,907 | 4,127 | 4,081 |
| Dec | 3,973 | 3,919 | 4,009 | 3,752 | 3,778 |
| Total | 49,593 | 49,261 | 48,909 | 47,320 | 47,650 |

PT Renewals Completed

| Month | Total 2022 | Total 2021 | Total 2020 | Total 2019 | Total 2018 |
|--------------|--------------|--------------|--------------|--------------|--------------|
| Jan | 391 | 396 | 420 | 391 | 384 |
| Feb | 333 | 335 | 336 | 324 | 376 |
| Mar | 394 | 360 | 362 | 366 | 372 |
| Apr | 353 | 344 | 399 | 348 | 346 |
| May | 345 | 390 | 348 | 403 | 361 |
| June | 345 | 355 | 365 | 347 | 351 |
| Jul | 377 | 390 | 394 | 425 | 401 |
| Aug | 370 | 421 | 373 | 391 | 614 |
| Sep | 363 | 365 | 389 | 348 | 356 |
| Oct | 366 | 345 | 379 | 367 | 383 |
| Nov | 359 | 334 | 368 | 345 | 368 |
| Dec | 338 | 313 | 339 | 345 | 358 |
| Total | 4,334 | 4,348 | 4,472 | 4,400 | 4,670 |

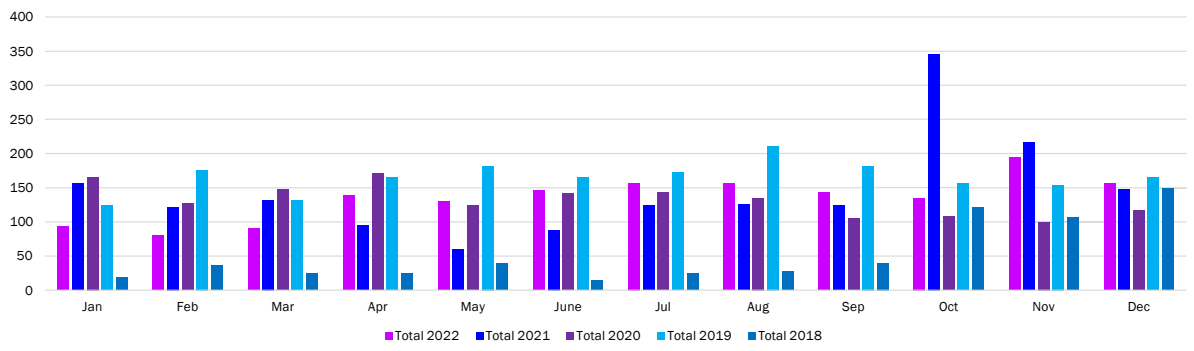
VN Equivalency Applications Received - Online and In House

| Month | Total 2022 | Total 2021 | Total 2020 | Total 2019 | Total 2018 |
|--------------|-------------|--------------|--------------|--------------|--------------|
| Jan | 164 | 155 | 133 | 75 | 143 |
| Feb | 160 | 136 | 107 | 99 | 136 |
| Mar | 184 | 181 | 123 | 103 | 158 |
| Apr | 204 | 155 | 115 | 140 | 150 |
| May | 148 | 150 | 126 | 109 | 156 |
| June | 144 | 144 | 127 | 95 | 143 |
| Jul | 144 | 135 | 154 | 138 | 126 |
| Aug | 154 | 122 | 129 | 132 | 168 |
| Sep | 166 | 167 | 139 | 100 | 147 |
| Oct | 112 | 185 | 166 | 107 | 170 |
| Nov | 90 | 134 | 114 | 118 | 115 |
| Dec | 93 | 153 | 114 | 104 | 125 |
| Total | 1763 | 1,817 | 1,547 | 1,320 | 1,737 |

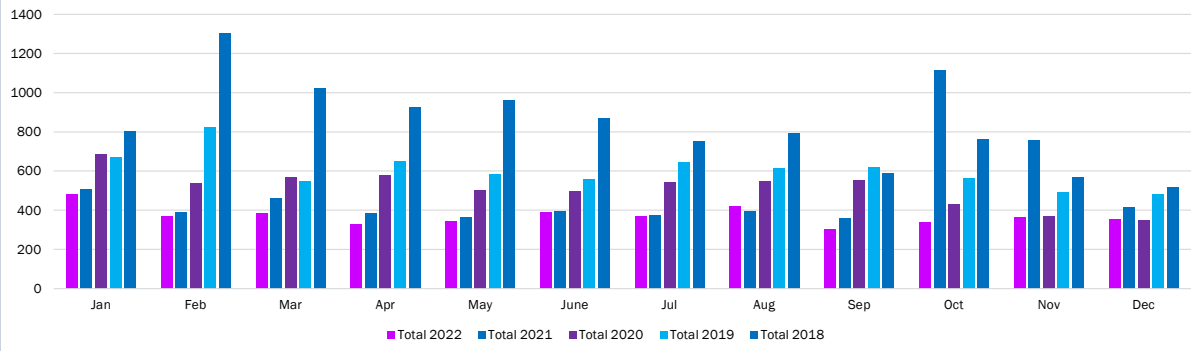
PT Equivalency Applications Received - Online and In House

| Month | Total 2022 | Total 2021 | Total 2020 | Total 2019 | Total 2018 |
|--------------|------------|------------|------------|------------|------------|
| Jan | 4 | 2 | 8 | 0 | 0 |
| Feb | 1 | 2 | 1 | 1 | 4 |
| Mar | 1 | 0 | 0 | 1 | 3 |
| Apr | 4 | 1 | 2 | 3 | 1 |
| May | 1 | 5 | 1 | 1 | 0 |
| June | 1 | 1 | 1 | 5 | 1 |
| Jul | 0 | 1 | 2 | 1 | 0 |
| Aug | 2 | 0 | 3 | 0 | 1 |
| Sep | 1 | 4 | 1 | 3 | 3 |
| Oct | 0 | 0 | 3 | 4 | 0 |
| Nov | 0 | 2 | 3 | 3 | 4 |
| Dec | 1 | 7 | 0 | 2 | 2 |
| Total | 16 | 25 | 25 | 24 | 19 |

Name Changes



Address Changes



BVNPT Licensing Division Statistics
January 2018 through December 31, 2022
Vocational Nurses and Psychiatric Technicians – Processing Times in Weeks

VN School Applications – Online

| Month | Total 2022 | Total 2021 | Total 2020 | Total 2019 | Total 2018 |
|-------|------------|------------|------------|------------|------------|
| Jan | 1.3 | 3.4 | 0 | 0.21 | 4.4 |
| Feb | 1.3 | 1.4 | 0 | 0 | 3.7 |
| Mar | 1.1 | 1.1 | 0 | 0 | 1.7 |
| Apr | 1 | 0.9 | 0 | 0 | 1 |
| May | 1 | 0.75 | 0 | 0 | 0.4 |
| June | 1.5 | 1 | 0 | 0.1 | 0.5 |
| Jul | 1.4 | 0.6 | 0 | 0 | 0.1 |
| Aug | 1.3 | 0.7 | 0 | 0 | 0.3 |
| Sep | 1.3 | 1.25 | 0 | 0 | 0.1 |
| Oct | 1.6 | 0.8 | 0 | 0 | 0 |
| Nov | 1.6 | 0.6 | 1.6 | 0 | 0 |
| Dec | 0.9 | 0.9 | 1.25 | 0 | 0.2 |

PT School Applications – Online

| Month | Total 2022 | Total 2021 | Total 2020 | Total 2019 | Total 2018 |
|-------|------------|------------|------------|------------|------------|
| Jan | 0.3 | 4 | 0.5 | 0.3 | 5.1 |
| Feb | 0.2 | 0.7 | 1.4 | 0 | 5.2 |
| Mar | 0 | 0.5 | 4.25 | 0.1 | 4.9 |
| Apr | 0.6 | 0 | 0 | 0 | 1 |
| May | 0.3 | 0.6 | 2 | 0 | 0.5 |
| June | 0.9 | 0.5 | 3.7 | 0 | 1 |
| Jul | 0.9 | 0.6 | 2.2 | 0 | 1.3 |
| Aug | 1.1 | 0.4 | 2 | 0 | 0.8 |
| Sep | 0.6 | 0.4 | 1.1 | 0 | 0.2 |
| Oct | 0.3 | 0.4 | 1 | 0 | 0.7 |
| Nov | 0.2 | 0.4 | 0.6 | 0 | 0.2 |
| Dec | 0.4 | 0.3 | 1.1 | 0 | 0.32 |

VN School Applications – In House

| Month | Total 2022 | Total 2021 | Total 2020 | Total 2019 | Total 2018 |
|-------|------------|------------|------------|------------|------------|
| Jan | 0.6 | 1.3 | 0 | 0.1 | 1.7 |
| Feb | 1.2 | 0.3 | 0 | 0.25 | 3 |
| Mar | 0.2 | 0.6 | 0 | 0.1 | 1.7 |
| Apr | 1.2 | 0.4 | 0 | 0 | 1.8 |
| May | 1.3 | 0.4 | 0 | 0 | 1 |
| June | 1.5 | 0.1 | 0 | 0.1 | 1 |
| Jul | 0.7 | 0.4 | 0 | 0 | 0.3 |
| Aug | 0.6 | 0.7 | 0 | 0 | 0.2 |
| Sep | 0.3 | 0.3 | 0 | 0 | 0.1 |
| Oct | 0.8 | 0.3 | 0 | 0 | 0.2 |
| Nov | 0.7 | 0.5 | 1.6 | 0 | 0.3 |
| Dec | 0.7 | 0.2 | 1.25 | 0 | 0.2 |

PT School Applications – In House

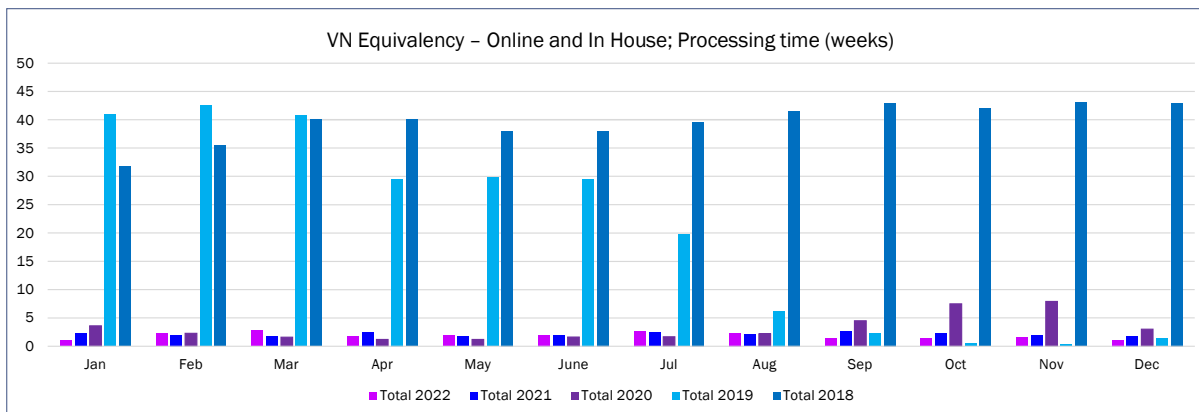
| Month | Total 2022 | Total 2021 | Total 2020 | Total 2019 | Total 2018 |
|-------|------------|------------|------------|------------|------------|
| Jan | 0 | 0.3 | 0.3 | 0 | 5.1 |
| Feb | 0.3 | 0.1 | 2.3 | 0 | 5.2 |
| Mar | 0.1 | 0 | 4.25 | 0.1 | 4.7 |
| Apr | 0 | 0 | 0 | 0 | 1 |
| May | 0.7 | 0.4 | 0 | 0 | 5 |
| June | 0.3 | 0 | 0 | 0 | 0.8 |
| Jul | 0 | 0 | 0 | 0 | 1.7 |
| Aug | 0 | 0 | 0.5 | 0 | 0.7 |
| Sep | 0.09 | 0 | 0.1 | 0 | 0.7 |
| Oct | 0.4 | 0 | 0 | 0 | 0.7 |
| Nov | 0 | 0 | 0 | 0 | 0.3 |
| Dec | 0 | 0 | 0 | 0 | 0.2 |

PT Re-Examination

| Month | Total 2022 | Total 2021 | Total 2020 | Total 2019 | Total 2018 |
|-------|------------|------------|------------|------------|------------|
| Jan | 0.5 | 2.2 | 0 | 0 | 5 |
| Feb | 0.5 | 0.5 | 0 | 0 | 2.4 |
| Mar | 1 | 1.1 | 0 | 0 | 2.5 |
| Apr | 1.2 | 0.6 | 0 | 0 | 1 |
| May | 0.8 | 0.6 | 0 | 0 | 1.1 |
| June | 0.8 | 1 | 0 | 0 | 1.1 |
| Jul | 2 | 1 | 0 | 0 | 1.5 |
| Aug | 1.5 | 0.6 | 0 | 0 | 1 |
| Sep | 1 | 0.6 | 0 | 0 | 0.9 |
| Oct | 0.8 | 0.4 | 3.2 | 0 | 1 |
| Nov | 2.1 | 1 | 2.75 | 0 | 0.6 |
| Dec | 0.8 | 0.3 | 0.9 | 0 | 0.5 |

PT Equivalency – Online and In House

| Month | Total 2022 | Total 2021 | Total 2020 | Total 2019 | Total 2018 |
|-------|------------|------------|------------|------------|------------|
| Jan | 2.8 | 2.3 | 0 | 0 | 16.1 |
| Feb | 0 | 0.8 | 0.25 | 0 | 19.1 |
| Mar | 1 | 0 | 2.25 | 0.1 | 23.6 |
| Apr | 0.3 | 0 | 1.2 | 0 | 23 |
| May | 0.3 | 0.7 | 1.19 | 0 | 22.5 |
| June | 0.3 | 0.5 | 1.63 | 0 | 10 |
| Jul | 0 | 0.2 | 0 | 0 | 5.6 |
| Aug | 0.1 | 0.25 | 0 | 0 | 2.4 |
| Sep | 1 | 1.25 | 0 | 0 | 1 |
| Oct | 0 | 0.5 | 0.25 | 0 | 0.4 |
| Nov | 0 | 0 | 1.2 | 0 | 0.5 |
| Dec | 0 | 1 | 1.5 | 0 | 0.2 |



VN Verification – Online

| Month | Total 2022 | Total 2021 | Total 2020 | Total 2019 | Total 2018 |
|-------|------------|------------|------------|------------|------------|
| Jan | 1.4 | 0.2 | 0.4 | 0.7 | 15.2 |
| Feb | 1.1 | 0.5 | 0.5 | 0.75 | 19.2 |
| Mar | 1.25 | 0.6 | 0.6 | 0.25 | 16.6 |
| Apr | 0.4 | 0.6 | 1 | 0.75 | 1.8 |
| May | 0.8 | 0.8 | 0.8 | 0.6 | 0.5 |
| June | 0.8 | 0.7 | 0.9 | 0.9 | 0.9 |
| Jul | 0.7 | 1.3 | 0.08 | 0.25 | 1.2 |
| Aug | 1.1 | 0.6 | 0.08 | 0.6 | 0.8 |
| Sep | 1.9 | 0 | 0.6 | 0 | 1.2 |
| Oct | 0.7 | 0.2 | 1.1 | 0.75 | 0.9 |
| Nov | 0.6 | 0.7 | 1 | 1.5 | 0.7 |
| Dec | 0.8 | 0.8 | 1.9 | 0.85 | 1 |

VN Verification – In House

| Month | Total 2022 | Total 2021 | Total 2020 | Total 2019 | Total 2018 |
|-------|------------|------------|------------|------------|------------|
| Jan | 1.4 | 1.7 | 1.4 | 1.84 | 13.9 |
| Feb | 1.4 | 1.5 | 1.25 | 1.3 | 16.5 |
| Mar | 1.3 | 0.7 | 1.25 | 2.22 | 15.3 |
| Apr | 0.9 | 1.7 | 1.5 | 2 | 2.1 |
| May | 0.8 | 1.75 | 1.35 | 1.6 | 1.6 |
| June | 0.8 | 1.3 | 1.6 | 1.25 | 1.9 |
| Jul | 1.3 | 1.5 | 1.6 | 1.25 | 1.7 |
| Aug | 1.6 | 1.2 | 1.5 | 1.25 | 1.7 |
| Sep | 2.3 | 0.4 | 1.6 | 1.25 | 1.5 |
| Oct | 1 | 0.6 | 1.9 | 1.5 | 1.9 |
| Nov | 1.2 | 1.4 | 1.8 | 1 | 1.6 |
| Dec | 0.5 | 1.5 | 2.5 | 1.25 | 2.8 |

VN Endorsements – Online

| Month | Total 2022 | Total 2021 | Total 2020 | Total 2019 | Total 2018 |
|-------|------------|------------|------------|------------|------------|
| Jan | 0.9 | 2.6 | 1 | 0.75 | 2.6 |
| Feb | 1 | 1.8 | 0.75 | 0.75 | 2.9 |
| Mar | 0.9 | 1.5 | 1 | 0.5 | 4 |
| Apr | 0.9 | 1.3 | 1 | 0.42 | 1 |
| May | 1.4 | 1.3 | 0.8 | 0.57 | 0.6 |
| June | 1.7 | 1.4 | 1 | 0.8 | 1 |
| Jul | 1.5 | 1.1 | 0.7 | 0.8 | 1 |
| Aug | 0.9 | 0.8 | 1.1 | 0.4 | 1.6 |
| Sep | 1.4 | 1 | 0.7 | 0.25 | 1.2 |
| Oct | 2 | 0.7 | 0.7 | 0.5 | 1.2 |
| Nov | 1.1 | 1.1 | 1.1 | 0 | 1.7 |
| Dec | 0.8 | 0.6 | 1.3 | 0.8 | 3.7 |

VN Endorsements – In House

| Month | Total 2022 | Total 2021 | Total 2020 | Total 2019 | Total 2018 |
|-------|------------|------------|------------|------------|------------|
| Jan | 0.25 | 0 | 1 | 0.74 | 1.4 |
| Feb | 0.25 | 0 | 0.75 | 0.75 | 1.9 |
| Mar | 0 | 0 | 1 | 0.5 | 2 |
| Apr | 0.65 | 0 | 1 | 0.42 | 1 |
| May | 0 | 0 | 0.8 | 0.5 | 2 |
| June | 0 | 1 | 1 | 0.8 | 0.7 |
| Jul | 0 | 0 | 0 | 0.8 | 1 |
| Aug | 0 | 0 | 0 | 0.4 | 1.6 |
| Sep | 0 | 0.5 | 0 | 0.25 | 1.2 |
| Oct | 0 | 0.1 | 0 | 0.5 | 1.2 |
| Nov | 0 | 0.3 | 0 | 0 | 1.7 |
| Dec | 0 | 0 | 0 | 0.8 | 3.7 |

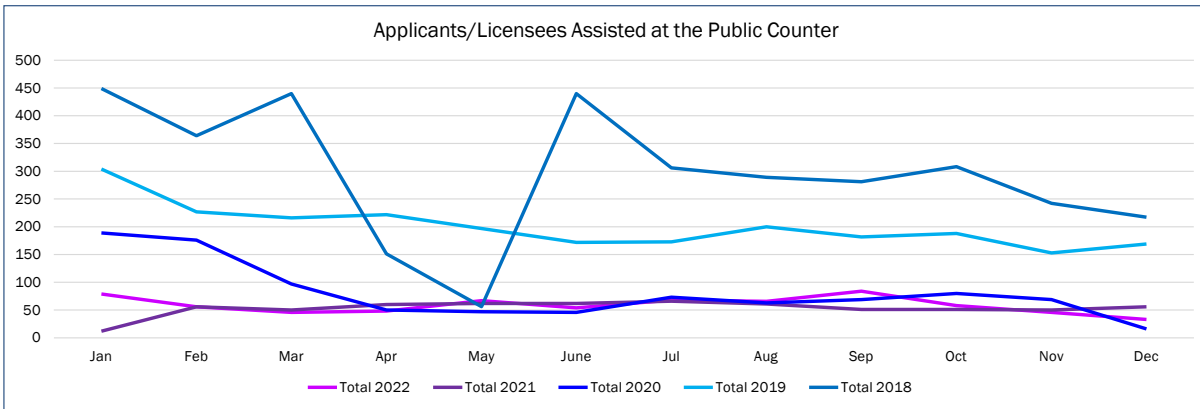
VN Initial Licensure

| Month | Total 2022 | Total 2021 | Total 2020 | Total 2019 | Total 2018 |
|-------|------------|------------|------------|------------|------------|
| Jan | 0.5 | 0 | 0 | 0.8 | 1.4 |
| Feb | 0.03 | 0 | 0 | 0.4 | 1.9 |
| Mar | 0 | 0 | 0 | 0 | 2 |
| Apr | 0 | 0 | 0 | 1.14 | 1 |
| May | 0 | 0 | 0 | 0.15 | 2 |
| June | 0 | 0 | 0 | 0.25 | 0.7 |
| Jul | 0 | 0 | 0 | 0.25 | 1 |
| Aug | 0 | 0 | 0 | 0 | 1.6 |
| Sep | 0 | 0 | 0 | 0 | 1.2 |
| Oct | 0 | 0 | 0 | 0 | 0.9 |
| Nov | 0 | 0 | 0 | 0 | 1 |
| Dec | 0 | 0 | 0 | 0 | 0.8 |

PT Initial Licensure

| Month | Total 2022 | Total 2021 | Total 2020 | Total 2019 | Total 2018 |
|-------|------------|------------|------------|------------|------------|
| Jan | 0 | 0 | 0 | 0 | 3.4 |
| Feb | 0 | 0 | 0 | 0 | 0.6 |
| Mar | 0 | 0 | 0 | 0 | 1.3 |
| Apr | 0 | 0 | 0 | 0 | 1 |
| May | 0 | 0 | 0 | 0 | 5 |
| June | 0 | 0 | 0 | 0 | 1.1 |
| Jul | 0 | 0 | 0 | 0 | 1.3 |
| Aug | 0 | 0 | 0 | 0 | 0.6 |
| Sep | 0 | 0 | 0 | 0 | 0.5 |
| Oct | 0 | 0 | 0 | 0 | 0.8 |
| Nov | 0 | 0 | 0 | 0 | 0.5 |
| Dec | 0 | 0 | 0 | 0 | 0.3 |

BNVNT Licensing Division Statistics
January 2018 through December 31, 2022
Public Counter and Customer Service



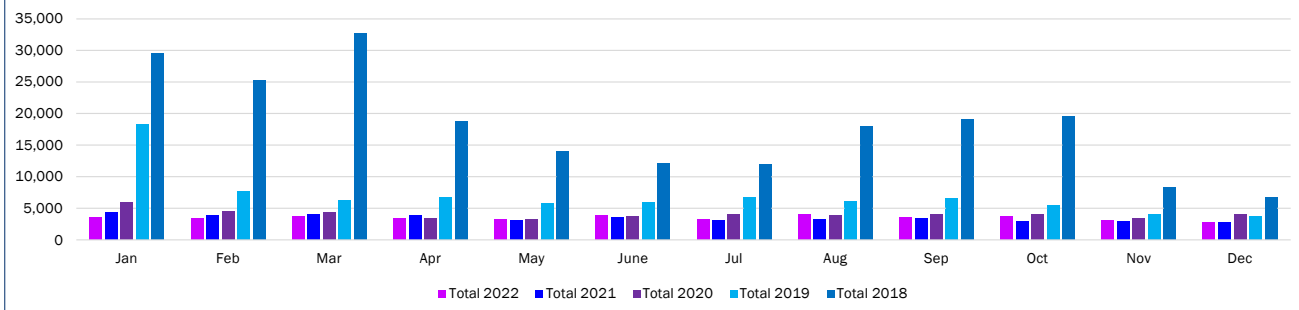
Temporary Licenses Issued at the Public Counter

| Month | Total 2022 | Total 2021 | Total 2020 | Total 2019 | Total 2018 |
|--------------|------------|------------|------------|------------|------------|
| Jan | 0 | 0 | 0 | 1 | 30 |
| Feb | 0 | 0 | 0 | 1 | 36 |
| Mar | 0 | 0 | 0 | 0 | 62 |
| Apr | 0 | 0 | 0 | 0 | 152 |
| May | 0 | 0 | 0 | 0 | 57 |
| June | 0 | 0 | 0 | 0 | 9 |
| Jul | 0 | 0 | 0 | 0 | 6 |
| Aug | 0 | 0 | 0 | 0 | 16 |
| Sep | 0 | 0 | 0 | 0 | 0 |
| Oct | 0 | 0 | 0 | 0 | 4 |
| Nov | 0 | 0 | 0 | 0 | 2 |
| Dec | 0 | 0 | 0 | 0 | 7 |
| Total | 0 | 0 | 0 | 2 | 381 |

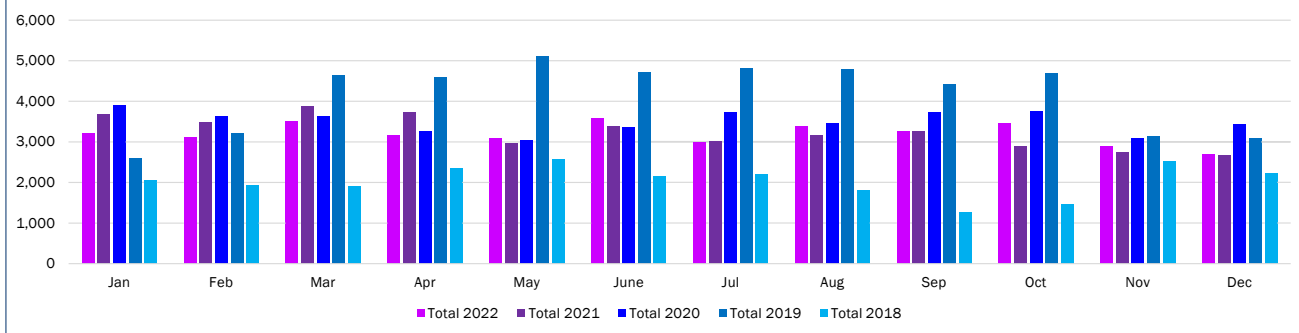
Incoming Emails to the General BNVNT Email Box

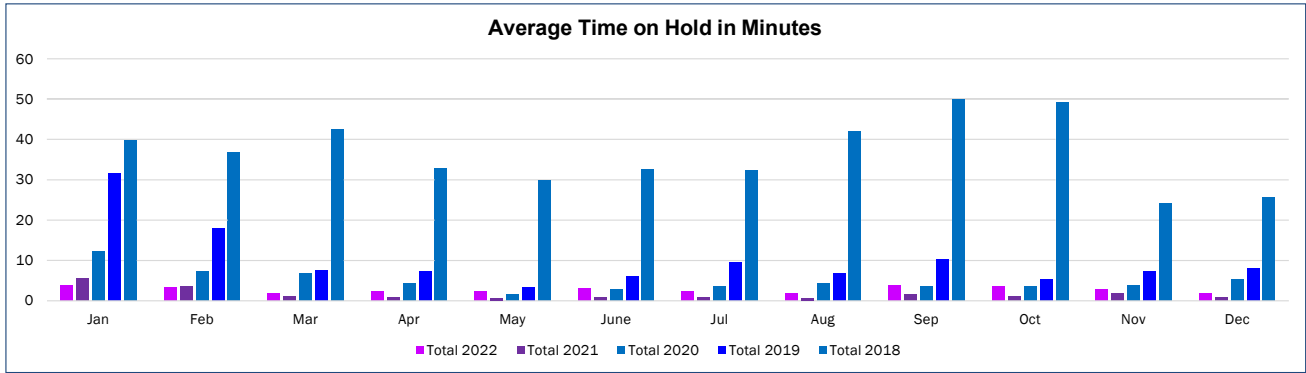
| Month | Total 2022 | Total 2021 | Total 2020 | Total 2019 | Total 2018 |
|--------------|---------------|---------------|---------------|---------------|---------------|
| Jan | 1,313 | 1,671 | 1,279 | 2,594 | 2,051 |
| Feb | 1,367 | 1,502 | 1,004 | 1,551 | 1,483 |
| Mar | 1,601 | 1,442 | 1,544 | 1,279 | 1,832 |
| Apr | 1,520 | 1,214 | 1,477 | 1,154 | 1,548 |
| May | 1,367 | 1,302 | 994 | 1,070 | 1,426 |
| June | 1,678 | 1,271 | 1,443 | 1,120 | 1,449 |
| July | 1,486 | 1,504 | 1,370 | 982 | 1,462 |
| Aug | 1,616 | 1,433 | 1,311 | 1,016 | 1,690 |
| Sep | 1,405 | 1,416 | 1,410 | 1,305 | 1,484 |
| Oct | 1,030 | 1,435 | 1,257 | 1,685 | 1,646 |
| Nov | 1,125 | 1,004 | 1,034 | 662 | 1,253 |
| Dec | 1,245 | 1,119 | 977 | 1,047 | 1,228 |
| Total | 16,753 | 16,313 | 15,100 | 15,465 | 18,552 |

Incoming Telephone Calls



Incoming Calls Answered





Cashiering

In House Processed Payments - VN Renewal

| Month | Total 2022 | Total 2021 | Total 2020 | Total 2019 | Total 2018 |
|--------------|------------|------------|------------|--------------|--------------|
| Jan | 37 | 45 | 80 | 141 | 209 |
| Feb | 39 | 40 | 59 | 106 | 445 |
| Mar | 36 | 39 | 55 | 94 | 1,037 |
| Apr | 37 | 92 | 66 | 107 | 644 |
| May | 37 | 42 | 49 | 132 | 140 |
| June | 46 | 31 | 47 | 243 | 71 |
| Jul | 31 | 46 | 75 | 124 | 165 |
| Aug | 38 | 48 | 46 | 96 | 181 |
| Sep | 46 | 43 | 68 | 79 | 119 |
| Oct | 41 | 50 | 46 | 85 | 171 |
| Nov | 44 | 31 | 57 | 75 | 158 |
| Dec | 48 | 30 | 43 | 80 | 136 |
| Total | 480 | 537 | 691 | 1,362 | 3,476 |

Online Processed Payments - VN Renewal

| Month | Total 2022 | Total 2021 | Total 2020 | Total 2019 | Total 2018 |
|--------------|---------------|---------------|---------------|---------------|---------------|
| Jan | 4,686 | 4,770 | 4,463 | 4,092 | 3,052 |
| Feb | 3,869 | 3,756 | 3,462 | 3,680 | 2,671 |
| Mar | 4,082 | 4,057 | 3,936 | 3,717 | 2,843 |
| Apr | 3,816 | 4,013 | 3,952 | 3,680 | 2,632 |
| May | 3,891 | 3,767 | 2,923 | 3,081 | 2,193 |
| June | 4,027 | 3,999 | 2,030 | 2,204 | 1,431 |
| Jul | 4,015 | 3,929 | 4,104 | 3,746 | 2,144 |
| Aug | 4,416 | 4,290 | 4,060 | 4,108 | 3,157 |
| Sep | 4,287 | 4,051 | 4,221 | 3,873 | 2,978 |
| Oct | 4,243 | 4,124 | 4,490 | 4,165 | 3,257 |
| Nov | 4,141 | 4,134 | 3,875 | 3,718 | 3,198 |
| Dec | 3,954 | 3,894 | 3,937 | 3,725 | 3,231 |
| Total | 49,427 | 48,784 | 45,453 | 43,789 | 32,787 |

In House Processed Payments - PT Renewal

| Month | Total 2022 | Total 2021 | Total 2020 | Total 2019 | Total 2018 |
|--------------|------------|------------|------------|------------|------------|
| Jan | 3 | 7 | 5 | 7 | 26 |
| Feb | 4 | 1 | 7 | 11 | 37 |
| Mar | 3 | 3 | 3 | 12 | 112 |
| Apr | 3 | 9 | 4 | 14 | 69 |
| May | 5 | 4 | 6 | 12 | 14 |
| June | 2 | 1 | 3 | 16 | 11 |
| Jul | 1 | 5 | 7 | 12 | 18 |
| Aug | 4 | 5 | 8 | 12 | 12 |
| Sep | 2 | 1 | 1 | 13 | 15 |
| Oct | 4 | 6 | 7 | 9 | 27 |
| Nov | 6 | 2 | 3 | 8 | 14 |
| Dec | 8 | 1 | 8 | 9 | 15 |
| Total | 45 | 45 | 62 | 135 | 370 |

Online Processed Payments - PT Renewal

| Month | Total 2022 | Total 2021 | Total 2020 | Total 2019 | Total 2018 |
|--------------|--------------|--------------|--------------|--------------|--------------|
| Jan | 393 | 386 | 413 | 382 | 294 |
| Feb | 330 | 335 | 342 | 315 | 275 |
| Mar | 393 | 356 | 375 | 363 | 298 |
| Apr | 348 | 336 | 367 | 336 | 275 |
| May | 339 | 387 | 302 | 331 | 240 |
| June | 343 | 353 | 205 | 199 | 157 |
| Jul | 379 | 385 | 392 | 390 | 245 |
| Aug | 366 | 416 | 366 | 390 | 304 |
| Sep | 361 | 364 | 386 | 332 | 292 |
| Oct | 364 | 341 | 369 | 365 | 281 |
| Nov | 359 | 331 | 364 | 302 | 307 |
| Dec | 333 | 312 | 331 | 341 | 301 |
| Total | 4,308 | 4,302 | 4,212 | 4,046 | 3,269 |

In House Processed Payments - VN Examinations

| Month | Total 2022 | Total 2021 | Total 2020 | Total 2019 | Total 2018 |
|--------------|------------|------------|--------------|--------------|--------------|
| Jan | 56 | 46 | 134 | 85 | 229 |
| Feb | 39 | 108 | 82 | 163 | 232 |
| Mar | 51 | 51 | 161 | 159 | 284 |
| Apr | 86 | 77 | 68 | 204 | 225 |
| May | 50 | 38 | 52 | 219 | 358 |
| June | 47 | 48 | 57 | 134 | 190 |
| Jul | 50 | 51 | 92 | 209 | 207 |
| Aug | 51 | 43 | 78 | 166 | 227 |
| Sep | 45 | 29 | 76 | 58 | 132 |
| Oct | 61 | 69 | 124 | 99 | 231 |
| Nov | 36 | 27 | 70 | 88 | 179 |
| Dec | 32 | 24 | 59 | 95 | 137 |
| Total | 604 | 611 | 1,053 | 1,679 | 2,631 |

Online Processed Payments - VN Examinations

| Month | Total 2022 | Total 2021 | Total 2020 | Total 2019 | Total 2018 |
|--------------|--------------|--------------|--------------|--------------|--------------|
| Jan | 557 | 454 | 418 | 397 | 336 |
| Feb | 683 | 525 | 512 | 344 | 326 |
| Mar | 720 | 687 | 500 | 399 | 343 |
| Apr | 693 | 615 | 542 | 385 | 381 |
| May | 794 | 692 | 728 | 632 | 556 |
| June | 797 | 750 | 704 | 453 | 319 |
| Jul | 511 | 556 | 618 | 459 | 282 |
| Aug | 652 | 674 | 601 | 662 | 519 |
| Sep | 838 | 700 | 633 | 504 | 386 |
| Oct | 494 | 495 | 466 | 482 | 408 |
| Nov | 542 | 545 | 546 | 456 | 354 |
| Dec | 850 | 754 | 614 | 575 | 660 |
| Total | 8,131 | 7,447 | 6,882 | 5,748 | 4,870 |

In House Processed Payments - PT Examinations

| Month | Total 2022 | Total 2021 | Total 2020 | Total 2019 | Total 2018 |
|--------------|------------|------------|------------|------------|------------|
| Jan | 20 | 0 | 34 | 22 | 53 |
| Feb | 7 | 21 | 11 | 0 | 6 |
| Mar | 3 | 1 | 0 | 2 | 8 |
| Apr | 0 | 0 | 0 | 1 | 1 |
| May | 16 | 0 | 5 | 26 | 29 |
| June | 3 | 0 | 0 | 2 | 4 |
| Jul | 0 | 1 | 0 | 1 | 21 |
| Aug | 2 | 2 | 24 | 23 | 3 |
| Sep | 18 | 16 | 2 | 4 | 29 |
| Oct | 0 | 0 | 0 | 7 | 1 |
| Nov | 0 | 0 | 0 | 1 | 3 |
| Dec | 1 | 20 | 1 | 0 | 24 |
| Total | 70 | 61 | 77 | 89 | 182 |

Online Processed Payments - PT Examinations

| Month | Total 2022 | Total 2021 | Total 2020 | Total 2019 | Total 2018 |
|--------------|------------|------------|------------|------------|------------|
| Jan | 6 | 26 | 34 | 36 | 22 |
| Feb | 4 | 5 | 6 | 11 | 10 |
| Mar | 4 | 11 | 5 | 9 | 4 |
| Apr | 6 | 4 | 13 | 33 | 1 |
| May | 51 | 20 | 39 | 42 | 39 |
| June | 36 | 45 | 13 | 40 | 9 |
| Jul | 26 | 14 | 14 | 34 | 27 |
| Aug | 48 | 27 | 37 | 33 | 28 |
| Sep | 29 | 12 | 17 | 8 | 6 |
| Oct | 3 | 8 | 27 | 6 | 16 |
| Nov | 2 | 8 | 7 | 7 | 8 |
| Dec | 51 | 63 | 100 | 68 | 87 |
| Total | 266 | 243 | 312 | 327 | 257 |

In House Processed Payments - VN Reexaminations

| Month | Total 2022 | Total 2021 | Total 2020 | Total 2019 | Total 2018 |
|--------------|------------|------------|------------|------------|--------------|
| Jan | 9 | 6 | 8 | 39 | 145 |
| Feb | 4 | 2 | 3 | 48 | 143 |
| Mar | 2 | 2 | 9 | 47 | 109 |
| Apr | 4 | 9 | 10 | 33 | 120 |
| May | 2 | 7 | 8 | 42 | 124 |
| June | 3 | 7 | 4 | 40 | 91 |
| Jul | 4 | 7 | 7 | 24 | 107 |
| Aug | 2 | 5 | 7 | 15 | 96 |
| Sep | 3 | 4 | 15 | 10 | 89 |
| Oct | 7 | 5 | 12 | 10 | 127 |
| Nov | 5 | 2 | 5 | 9 | 79 |
| Dec | 5 | 7 | 3 | 6 | 59 |
| Total | 50 | 63 | 91 | 323 | 1,289 |

Online Processed Payments - VN Reexaminations

| Month | Total 2022 | Total 2021 | Total 2020 | Total 2019 | Total 2018 |
|--------------|--------------|--------------|--------------|--------------|--------------|
| Jan | 408 | 449 | 377 | 284 | 331 |
| Feb | 380 | 362 | 324 | 325 | 294 |
| Mar | 454 | 528 | 412 | 444 | 349 |
| Apr | 420 | 457 | 471 | 392 | 328 |
| May | 389 | 406 | 409 | 352 | 340 |
| June | 448 | 373 | 360 | 327 | 288 |
| Jul | 448 | 375 | 385 | 344 | 288 |
| Aug | 506 | 405 | 410 | 349 | 357 |
| Sep | 464 | 411 | 405 | 327 | 314 |
| Oct | 416 | 420 | 423 | 314 | 313 |
| Nov | 418 | 341 | 336 | 300 | 262 |
| Dec | 394 | 321 | 300 | 236 | 238 |
| Total | 5,145 | 4,848 | 4,612 | 3,994 | 3,702 |

In House Processed Payments - PT Reexaminations

| Month | Total 2022 | Total 2021 | Total 2020 | Total 2019 | Total 2018 |
|--------------|------------|------------|------------|------------|------------|
| Jan | 0 | 1 | 1 | 7 | 15 |
| Feb | 0 | 0 | 1 | 5 | 20 |
| Mar | 0 | 0 | 2 | 6 | 15 |
| Apr | 0 | 0 | 1 | 13 | 16 |
| May | 1 | 0 | 1 | 12 | 13 |
| June | 0 | 0 | 1 | 9 | 18 |
| Jul | 0 | 0 | 0 | 9 | 15 |
| Aug | 1 | 0 | 0 | 10 | 12 |
| Sep | 0 | 0 | 1 | 6 | 13 |
| Oct | 0 | 1 | 0 | 2 | 17 |
| Nov | 0 | 0 | 1 | 4 | 11 |
| Dec | 0 | 0 | 0 | 2 | 13 |
| Total | 2 | 2 | 9 | 85 | 178 |

Online Processed Payments - PT Reexaminations

| Month | Total 2022 | Total 2021 | Total 2020 | Total 2019 | Total 2018 |
|--------------|------------|------------|------------|------------|------------|
| Jan | 20 | 22 | 25 | 15 | 9 |
| Feb | 15 | 14 | 11 | 16 | 15 |
| Mar | 21 | 22 | 19 | 23 | 11 |
| Apr | 6 | 20 | 22 | 15 | 18 |
| May | 18 | 15 | 25 | 12 | 12 |
| June | 17 | 19 | 14 | 11 | 14 |
| Jul | 6 | 11 | 29 | 13 | 14 |
| Aug | 14 | 20 | 12 | 21 | 14 |
| Sep | 19 | 17 | 24 | 22 | 13 |
| Oct | 18 | 8 | 14 | 14 | 19 |
| Nov | 14 | 14 | 21 | 25 | 11 |
| Dec | 14 | 6 | 14 | 15 | 3 |
| Total | 182 | 188 | 230 | 202 | 153 |

In House Processed Payments - VN Interim Permit

| Month | Total 2022 | Total 2021 | Total 2020 | Total 2019 | Total 2018 |
|--------------|------------|------------|------------|------------|------------|
| Jan | 0 | 0 | 0 | 4 | 5 |
| Feb | 0 | 0 | 0 | 5 | 4 |
| Mar | 0 | 0 | 0 | 0 | 2 |
| Apr | 0 | 0 | 0 | 3 | 2 |
| May | 0 | 0 | 1 | 3 | 4 |
| June | 0 | 0 | 0 | 0 | 2 |
| Jul | 2 | 0 | 0 | 0 | 3 |
| Aug | 1 | 0 | 0 | 0 | 2 |
| Sep | 0 | 0 | 0 | 0 | 1 |
| Oct | 0 | 0 | 0 | 0 | 2 |
| Nov | 0 | 0 | 0 | 0 | 2 |
| Dec | 0 | 0 | 0 | 0 | 0 |
| Total | 3 | 0 | 1 | 15 | 29 |

Online Processed Payments - VN Interim Permit

| Month | Total 2022 | Total 2021 | Total 2020 | Total 2019 | Total 2018 |
|--------------|------------|------------|------------|------------|------------|
| Jan | 46 | 34 | 9 | 16 | 15 |
| Feb | 37 | 12 | 7 | 9 | 8 |
| Mar | 36 | 21 | 24 | 12 | 11 |
| Apr | 23 | 22 | 37 | 7 | 8 |
| May | 50 | 48 | 36 | 25 | 15 |
| June | 63 | 25 | 32 | 20 | 12 |
| Jul | 30 | 12 | 25 | 14 | 0 |
| Aug | 45 | 15 | 10 | 12 | 9 |
| Sep | 27 | 25 | 26 | 34 | 9 |
| Oct | 17 | 28 | 19 | 6 | 10 |
| Nov | 26 | 35 | 35 | 6 | 2 |
| Dec | 27 | 45 | 45 | 3 | 9 |
| Total | 427 | 322 | 305 | 164 | 108 |

In House Processed Payments - VN Verification

| Month | Total 2022 | Total 2021 | Total 2020 | Total 2019 | Total 2018 |
|--------------|------------|------------|------------|------------|------------|
| Jan | 19 | 30 | 31 | 31 | 70 |
| Feb | 30 | 29 | 39 | 42 | 61 |
| Mar | 20 | 47 | 25 | 32 | 59 |
| Apr | 21 | 59 | 30 | 56 | 69 |
| May | 20 | 34 | 31 | 41 | 107 |
| June | 22 | 38 | 30 | 37 | 62 |
| Jul | 23 | 27 | 30 | 73 | 68 |
| Aug | 22 | 32 | 37 | 49 | 81 |
| Sep | 30 | 25 | 40 | 31 | 48 |
| Oct | 33 | 29 | 36 | 36 | 41 |
| Nov | 29 | 14 | 32 | 23 | 64 |
| Dec | 31 | 21 | 30 | 38 | 34 |
| Total | 300 | 385 | 391 | 489 | 764 |

Online Processed Payments - VN Verification

| Month | Total 2022 | Total 2021 | Total 2020 | Total 2019 | Total 2018 |
|--------------|--------------|--------------|--------------|--------------|--------------|
| Jan | 190 | 151 | 112 | 88 | 105 |
| Feb | 194 | 124 | 110 | 89 | 79 |
| Mar | 209 | 253 | 110 | 130 | 85 |
| Apr | 220 | 195 | 93 | 91 | 83 |
| May | 198 | 180 | 122 | 128 | 96 |
| June | 204 | 216 | 102 | 117 | 87 |
| Jul | 224 | 200 | 121 | 125 | 87 |
| Aug | 205 | 228 | 127 | 125 | 104 |
| Sep | 174 | 217 | 117 | 106 | 88 |
| Oct | 194 | 155 | 147 | 125 | 101 |
| Nov | 132 | 172 | 144 | 86 | 92 |
| Dec | 153 | 165 | 163 | 81 | 77 |
| Total | 2,297 | 2,256 | 1,468 | 1,291 | 1,084 |

In House Processed Payments - VN Initial Licensure

| Month | Total 2022 | Total 2021 | Total 2020 | Total 2019 | Total 2018 |
|--------------|------------|------------|------------|------------|------------|
| Jan | 0 | 0 | 1 | 17 | 56 |
| Feb | 0 | 3 | 2 | 36 | 43 |
| Mar | 2 | 3 | 2 | 20 | 63 |
| Apr | 0 | 7 | 2 | 23 | 79 |
| May | 4 | 1 | 4 | 8 | 77 |
| June | 0 | 3 | 0 | 3 | 48 |
| Jul | 6 | 1 | 0 | 10 | 51 |
| Aug | 3 | 2 | 1 | 6 | 47 |
| Sep | 3 | 1 | 4 | 4 | 30 |
| Oct | 1 | 0 | 3 | 3 | 40 |
| Nov | 1 | 1 | 1 | 5 | 41 |
| Dec | 2 | 2 | 0 | 3 | 28 |
| Total | 22 | 24 | 20 | 138 | 603 |

Online Processed Payments - VN Initial Licensure

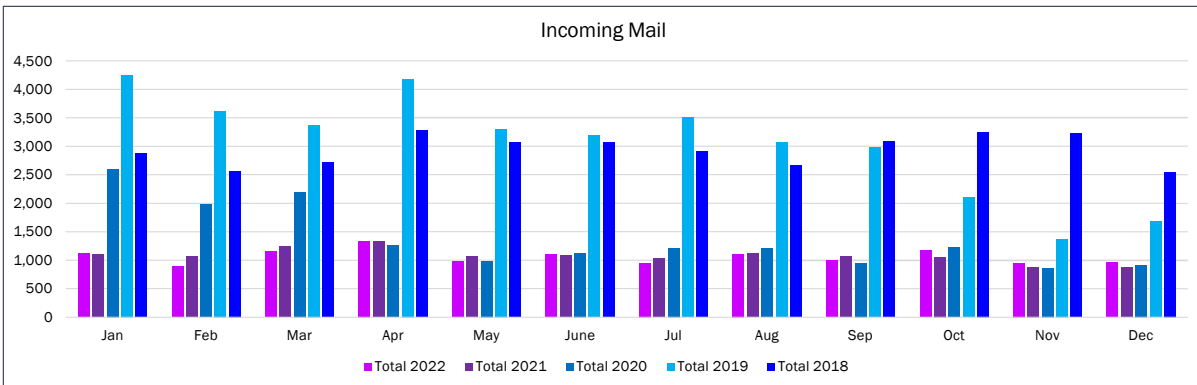
| Month | Total 2022 | Total 2021 | Total 2020 | Total 2019 | Total 2018 |
|--------------|--------------|--------------|--------------|--------------|--------------|
| Jan | 489 | 548 | 510 | 474 | 450 |
| Feb | 509 | 500 | 454 | 540 | 437 |
| Mar | 759 | 626 | 534 | 545 | 515 |
| Apr | 654 | 616 | 464 | 561 | 571 |
| May | 595 | 576 | 413 | 506 | 475 |
| June | 639 | 579 | 582 | 581 | 563 |
| Jul | 672 | 689 | 686 | 678 | 525 |
| Aug | 659 | 581 | 643 | 605 | 581 |
| Sep | 569 | 541 | 649 | 554 | 513 |
| Oct | 689 | 591 | 647 | 677 | 561 |
| Nov | 617 | 561 | 499 | 550 | 450 |
| Dec | 719 | 582 | 441 | 506 | 490 |
| Total | 7,570 | 6,990 | 6,522 | 6,777 | 6,131 |

In House Processed Payments - PT Initial Licensure

| Month | Total 2022 | Total 2021 | Total 2020 | Total 2019 | Total 2018 |
|--------------|------------|------------|------------|------------|------------|
| Jan | 0 | 0 | 0 | 3 | 1 |
| Feb | 0 | 0 | 0 | 7 | 2 |
| Mar | 0 | 0 | 2 | 3 | 5 |
| Apr | 0 | 0 | 0 | 3 | 1 |
| May | 0 | 0 | 0 | 1 | 8 |
| June | 0 | 0 | 0 | 0 | 2 |
| Jul | 0 | 1 | 0 | 0 | 3 |
| Aug | 0 | 2 | 0 | 0 | 5 |
| Sep | 0 | 0 | 0 | 0 | 1 |
| Oct | 0 | 0 | 0 | 1 | 6 |
| Nov | 0 | 0 | 0 | 0 | 3 |
| Dec | 0 | 0 | 0 | 0 | 4 |
| Total | 0 | 3 | 2 | 18 | 41 |

Online Processed Payments - PT Initial Licensure

| Month | Total 2022 | Total 2021 | Total 2020 | Total 2019 | Total 2018 |
|--------------|------------|------------|------------|------------|------------|
| Jan | 14 | 40 | 17 | 19 | 16 |
| Feb | 20 | 43 | 26 | 57 | 26 |
| Mar | 39 | 36 | 33 | 50 | 16 |
| Apr | 14 | 26 | 17 | 24 | 50 |
| May | 9 | 21 | 32 | 17 | 43 |
| June | 13 | 15 | 21 | 15 | 23 |
| Jul | 34 | 19 | 24 | 40 | 28 |
| Aug | 32 | 32 | 32 | 30 | 32 |
| Sep | 15 | 19 | 21 | 53 | 25 |
| Oct | 16 | 26 | 35 | 53 | 30 |
| Nov | 41 | 18 | 18 | 26 | 41 |
| Dec | 19 | 15 | 12 | 26 | 20 |
| Total | 266 | 310 | 288 | 410 | 350 |



Returned Mail

