



DATE	April 13, 2023
TO	Board Members
FROM	Shelley Brown Licensing Manager
SUBJECT	Licensing Division Report

STAFFING UPDATE:

Since the last Board Meeting, we filled one Program Technician II (PT II) vacancy in the Licensing Division. We recently conducted interviews and will shortly be making conditional offers to fill the two remaining PT II vacancies.

LICENSING STATISTICS:

The Licensing Division Statistical Data – Executive Summary is included with the Board materials. These comprehensive Licensing statistics cover activity from January 1, 2019, through March 31, 2023.

The Licensing Technicians continue to do an amazing job. January 2023 through March 2023, on the inquiry phone line, we maintained an average 91% caller assist rate with an average wait time of under four minutes. During the same period our average processing time for initial applications was less than two weeks.

We had an increase of individuals seeking service at the public counter from January 2023 through March 2023 compared to the previous three months. October 2022 through December 2022, we had a monthly average of 137 visitors to the public counter and January 2023 through March 2023, we had a monthly average of 215 visitors to the public counter for a 57% increase.

CE AUDIT UPDATE:

We hope to resume continuing education (CE) audits in the near future. CE audits were suspended due to COVID-19 and the Governor’s Executive Order N-39-20, which included a temporary waiver of the continuing education requirement for individuals whose active licenses expired between March 31, 2020, and October 31, 2021.



**BOARD OF VOCATIONAL NURSING
AND PSYCHIATRIC TECHNICIANS**

**Licensing Division
Statistical Data**

January 1, 2019 through March 31, 2023

Executive Summary

BVNPT Licensing Division Statistics
January 2019 through March 31, 2023
Vocational Nurses and Psychiatric Technicians

VN Examination Request Received

Month	Total 2023	Total 2022	Total 2021	Total 2020	Total 2019
Jan	659	510	499	474	439
Feb	775	687	657	759	563
Mar	756	750	797	511	499
Apr		769	707	627	519
May		905	678	764	884
June		821	690	792	543
Jul		571	578	663	616
Aug		876	639	774	867
Sep		971	762	795	617
Oct		477	641	644	556
Nov		487	624	665	565
Dec		692	761	769	662
Total	2,190	8,516	8,033	8,237	7,330

PT Examination Requests Received

Month	Total 2023	Total 2022	Total 2021	Total 2020	Total 2019
Jan	35	28	44	65	55
Feb	12	6	6	27	16
Mar	9	2	17	3	9
Apr		13	6	16	6
May		66	40	42	90
June		37	44	13	42
Jul		22	15	16	33
Aug		51	28	63	52
Sep		47	27	15	35
Oct		3	8	28	9
Nov		1	8	7	7
Dec		51	82	102	68
Total	56	327	325	397	422

VN Examination Retakes Received

Month	Total 2023	Total 2022	Total 2021	Total 2020	Total 2019
Jan	617	416	455	356	292
Feb	601	384	361	311	328
Mar	513	455	537	396	462
Apr		424	458	450	394
May		390	414	389	376
June		450	380	348	332
Jul		450	377	389	337
Aug		505	411	426	346
Sep		465	416	408	321
Oct		422	425	431	310
Nov		419	344	340	289
Dec		397	324	302	232
Total	1,731	5,177	4,902	4,546	4,019

PT Examination Retakes Received

Month	Total 2023	Total 2022	Total 2021	Total 2020	Total 2019
Jan	19	20	23	24	19
Feb	15	15	14	12	20
Mar	20	21	24	18	29
Apr		13	19	22	27
May		18	15	25	23
June		17	19	15	17
Jul		6	11	29	18
Aug		15	20	13	21
Sep		19	17	24	28
Oct		18	9	15	15
Nov		14	14	20	28
Dec		14	6	14	15
Total	54	190	191	231	260

VN Interim Permits Issued

Month	Total 2023	Total 2022	Total 2021	Total 2020	Total 2019
Jan	15	22	22	1	8
Feb	7	13	8	1	9
Mar	3	15	5	0	5
Apr		9	9	8	4
May		18	14	19	7
June		15	18	19	14
Jul		21	6	8	5
Aug		35	6	7	5
Sep		17	9	10	14
Oct		8	16	8	2
Nov		17	22	12	0
Dec		9	14	21	1
Total	25	199	149	114	74

PT Interim Permits Issued

Month	Total 2023	Total 2022	Total 2021	Total 2020	Total 2019
Jan	0	0	2	0	0
Feb	0	0	1	0	0
Mar	0	0	1	0	0
Apr		0	0	0	0
May		1	0	0	16
June		8	0	10	0
Jul		1	0	2	1
Aug		1	1	0	1
Sep		1	0	0	0
Oct		0	1	0	0
Nov		0	0	0	0
Dec		0	0	10	0
Total	0	12	6	22	18

VN Examination Results

Month	Total 2023	Total 2022	Total 2021	Total 2020	Total 2019
Jan	689	699	806	608	753
Feb	642	845	905	702	835
Mar	1,109	1,064	990	492	838
Apr		907	994	568	807
May		966	804	769	796
June		1,000	984	903	761
Jul		1,014	975	1,056	902
Aug		1,035	877	1,008	835
Sep		982	898	1,094	849
Oct		750	896	1,073	989
Nov		646	801	743	734
Dec		782	930	723	754
Total	2,440	10,690	10,860	9,739	9,853

PT Examination Results

Month	Total 2023	Total 2022	Total 2021	Total 2020	Total 2019
Jan	16	44	54	36	40
Feb	49	37	64	37	85
Mar	31	59	44	37	35
Apr		30	55	29	42
May		22	42	47	41
June		51	39	37	42
Jul		44	33	53	62
Aug		51	45	54	70
Sep		26	45	53	78
Oct		35	38	63	72
Nov		42	34	39	57
Dec		17	33	48	39
Total	96	458	526	533	663

VN Initial Applications Received

Month	Total 2023	Total 2022	Total 2021	Total 2020	Total 2019
Jan	776	490	548	514	491
Feb	646	510	507	456	568
Mar	965	768	637	538	560
Apr		657	619	466	582
May		599	578	417	507
June		640	583	582	584
Jul		681	692	686	684
Aug		667	581	644	612
Sep		577	542	653	554
Oct		699	594	653	681
Nov		621	562	500	557
Dec		723	584	442	509
Total	2,387	7,632	7,027	6,551	6,889

PT Initial Applications Received

Month	Total 2023	Total 2022	Total 2021	Total 2020	Total 2019
Jan	17	14	40	17	22
Feb	43	22	43	26	64
Mar	29	39	36	35	53
Apr		14	26	17	28
May		9	21	32	17
June		13	15	21	15
Jul		34	20	23	40
Aug		32	33	32	30
Sep		15	19	21	53
Oct		16	26	35	53
Nov		41	18	18	26
Dec		19	15	12	26
Total	89	268	312	289	427

VN Endorsements Received

Month	Total 2023	Total 2022	Total 2021	Total 2020	Total 2019
Jan	92	188	107	46	35
Feb	72	139	78	37	44
Mar	74	105	112	44	49
Apr		99	80	40	49
May		111	104	36	52
June		157	150	52	47
Jul		81	102	63	54
Aug		93	117	86	73
Sep		99	113	57	48
Oct		55	94	57	56
Nov		70	100	59	63
Dec		86	73	72	35
Total	238	1,283	1,230	649	605

PT Endorsements Received

Month	Total 2023	Total 2022	Total 2021	Total 2020	Total 2019
Jan	0	0	0	0	0
Feb	0	0	0	0	0
Mar	0	0	0	0	0
Apr		0	0	0	0
May		0	0	0	0
June		0	0	0	1
Jul		0	0	0	1
Aug		0	0	0	0
Sep		0	0	0	0
Oct		0	0	1	0
Nov		0	0	0	0
Dec		0	0	0	1
Total	0	0	0	1	3

VN Verification Letters Received

Month	Total 2023	Total 2022	Total 2021	Total 2020	Total 2019
Jan	188	207	202	167	125
Feb	145	205	168	168	140
Mar	222	217	282	144	177
Apr		232	226	138	158
May		200	200	172	178
June		210	246	152	172
Jul		228	216	174	200
Aug		213	252	171	174
Sep		194	240	157	155
Oct		197	177	185	181
Nov		141	176	162	123
Dec		158	172	187	136
Total	555	2,402	2,557	1,977	1,919

PT Verification Letters Received

Month	Total 2023	Total 2022	Total 2021	Total 2020	Total 2019
Jan	2	2	2	0	1
Feb	1	0	0	0	1
Mar	2	1	2	0	1
Apr		2	0	2	1
May		2	1	0	0
June		1	1	0	0
Jul		2	1	1	0
Aug		0	0	2	2
Sep		1	1	1	0
Oct		2	2	2	1
Nov		1	1	0	0
Dec		2	2	0	0
Total	5	16	13	8	7

VN Licenses Issued

Month	Total 2023	Total 2022	Total 2021	Total 2020	Total 2019
Jan	776	471	519	511	544
Feb	646	509	502	463	499
Mar	962	740	637	515	573
Apr		681	648	490	589
May		588	542	383	548
June		662	616	617	624
Jul		659	675	681	699
Aug		713	599	630	606
Sep		569	540	636	533
Oct		715	583	662	694
Nov		617	576	519	546
Dec		691	597	452	531
Total	2,384	7,615	7,034	6,559	6,986

PT Licenses Issued

Month	Total 2023	Total 2022	Total 2021	Total 2020	Total 2019
Jan	17	14	36	13	19
Feb	43	20	46	39	66
Mar	29	40	38	36	55
Apr		15	25	18	26
May		9	23	32	15
June		13	14	22	15
Jul		35	21	22	36
Aug		32	32	30	29
Sep		13	19	23	54
Oct		19	27	36	61
Nov		41	17	18	23
Dec		17	16	12	22
Total	89	268	314	301	421

VN Renewals Completed

Month	Total 2023	Total 2022	Total 2021	Total 2020	Total 2019
Jan	4,640	4,651	4,773	4,526	4,297
Feb	3,994	3,882	3,804	3,667	3,808
Mar	4,133	4,144	4,093	3,882	3,705
Apr		3,867	4,097	4,388	3,720
May		3,806	3,816	3,648	3,842
June		4,062	4,025	3,785	3,720
Jul		4,043	3,984	4,153	3,984
Aug		4,430	4,333	4,123	4,174
Sep		4,305	4,092	4,280	3,949
Oct		4,273	4,158	4,541	4,242
Nov		4,157	4,167	3,907	4,127
Dec		3,973	3,919	4,009	3,752
Total	12,767	49,593	49,261	48,909	47,320

PT Renewals Completed

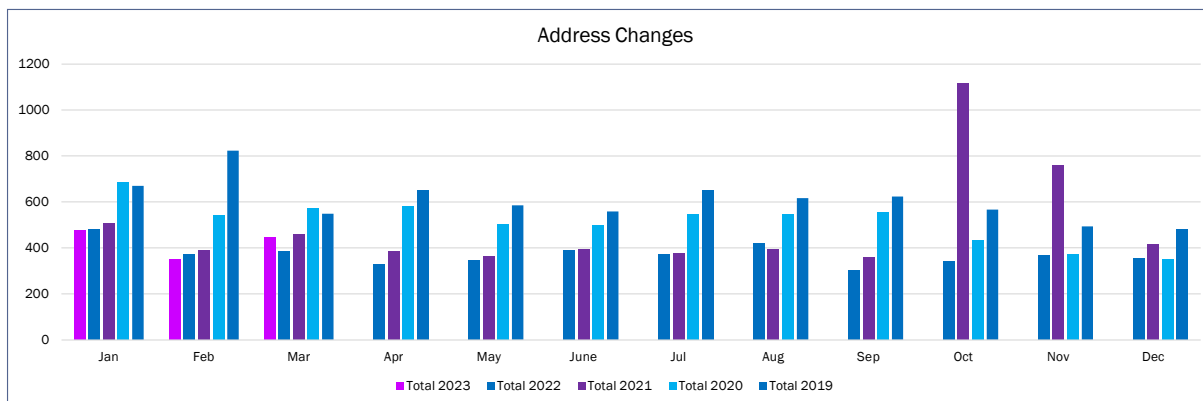
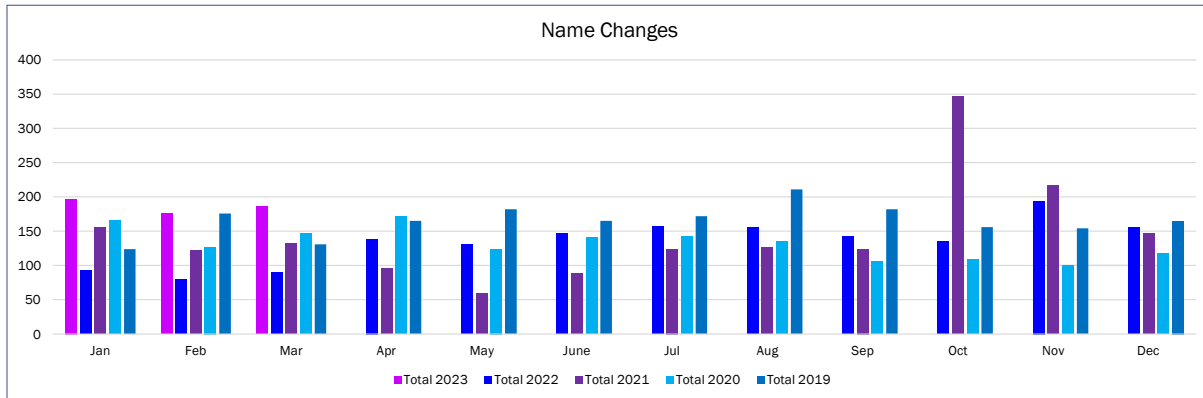
Month	Total 2023	Total 2022	Total 2021	Total 2020	Total 2019
Jan	362	391	396	420	391
Feb	281	333	335	336	324
Mar	373	394	360	362	366
Apr		353	344	399	348
May		345	390	348	403
June		345	355	365	347
Jul		377	390	394	425
Aug		370	421	373	391
Sep		363	365	389	348
Oct		366	345	379	367
Nov		359	334	368	345
Dec		338	313	339	345
Total	1,016	4,334	4,348	4,472	4,400

VN Equivalency Applications Received - Online and In House

Month	Total 2023	Total 2022	Total 2021	Total 2020	Total 2019
Jan	145	164	155	133	75
Feb	135	160	136	107	99
Mar	137	184	181	123	103
Apr		204	155	115	140
May		148	150	126	109
June		144	144	127	95
Jul		144	135	154	138
Aug		154	122	129	132
Sep		166	167	139	100
Oct		112	185	166	107
Nov		90	134	114	118
Dec		93	153	114	104
Total	417	1,763	1,817	1,547	1,320

PT Equivalency Applications Received - Online and In House

Month	Total 2023	Total 2022	Total 2021	Total 2020	Total 2019
Jan	0	4	2	8	0
Feb	1	1	2	1	1
Mar	1	1	0	0	1
Apr		4	1	2	3
May		1	5	1	1
June		1	1	1	5
Jul		0	1	2	1
Aug		2	0	3	0
Sep		1	4	1	3
Oct		0	0	3	4
Nov		0	2	3	3
Dec		1	7	0	2
Total	2	16	25	25	24



BVNPT Licensing Division Statistics
January 2019 through March 31, 2023
Vocational Nurses and Psychiatric Technicians – Processing Times in Weeks

VN School Applications – Online

Month	Total 2023	Total 2022	Total 2021	Total 2020	Total 2019
Jan	0.7	1.3	3.4	0	0.21
Feb	1.3	1.3	1.4	0	0
Mar	1.5	1.1	1.1	0	0
Apr		1	0.9	0	0
May		1	0.75	0	0
June		1.5	1	0	0.1
Jul		1.4	0.6	0	0
Aug		1.3	0.7	0	0
Sep		1.3	1.25	0	0
Oct		1.6	0.8	0	0
Nov		1.6	0.6	1.6	0
Dec		0.9	0.9	1.25	0

PT School Applications – Online

Month	Total 2023	Total 2022	Total 2021	Total 2020	Total 2019
Jan	0.4	0.3	4	0.5	0.3
Feb	0.3	0.2	0.7	1.4	0
Mar	0.3	0	0.5	4.25	0.1
Apr		0.6	0	0	0
May		0.3	0.6	2	0
June		0.9	0.5	3.7	0
Jul		0.9	0.6	2.2	0
Aug		1.1	0.4	2	0
Sep		0.6	0.4	1.1	0
Oct		0.3	0.4	1	0
Nov		0.2	0.4	0.6	0
Dec		0.4	0.3	1.1	0

VN School Applications – In House

Month	Total 2023	Total 2022	Total 2021	Total 2020	Total 2019
Jan	2	0.6	1.3	0	0.1
Feb	1	1.2	0.3	0	0.25
Mar	0.1	0.2	0.6	0	0.1
Apr		1.2	0.4	0	0
May		1.3	0.4	0	0
June		1.5	0.1	0	0.1
Jul		0.7	0.4	0	0
Aug		0.6	0.7	0	0
Sep		0.3	0.3	0	0
Oct		0.8	0.3	0	0
Nov		0.7	0.5	1.6	0
Dec		0.7	0.2	1.25	0

PT School Applications – In House

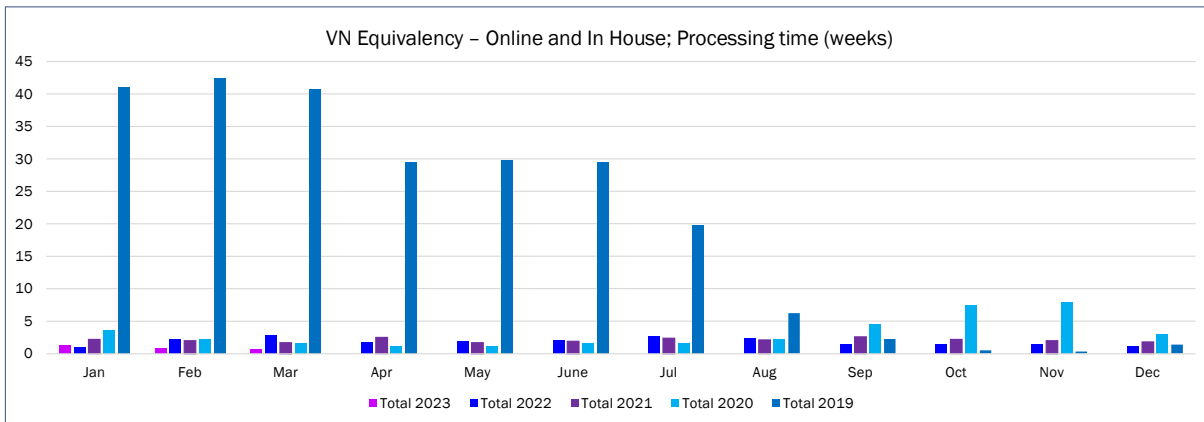
Month	Total 2023	Total 2022	Total 2021	Total 2020	Total 2019
Jan	0.1	0	0.3	0.3	0
Feb	0	0.3	0.1	2.3	0
Mar	0	0.1	0	4.25	0.1
Apr		0	0	0	0
May		0.7	0.4	0	0
June		0.3	0	0	0
Jul		0	0	0	0
Aug		0	0	0.5	0
Sep		0.09	0	0.1	0
Oct		0.4	0	0	0
Nov		0	0	0	0
Dec		0	0	0	0

PT Re-Examination

Month	Total 2023	Total 2022	Total 2021	Total 2020	Total 2019
Jan	2.3	0.5	2.2	0	0
Feb	0.8	0.5	0.5	0	0
Mar	0.6	1	1.1	0	0
Apr		1.2	0.6	0	0
May		0.8	0.6	0	0
June		0.8	1	0	0
Jul		2	1	0	0
Aug		1.5	0.6	0	0
Sep		1	0.6	0	0
Oct		0.8	0.4	3.2	0
Nov		2.1	1	2.75	0
Dec		0.8	0.3	0.9	0

PT Equivalency – Online and In House

Month	Total 2023	Total 2022	Total 2021	Total 2020	Total 2019
Jan	1	2.8	2.3	0	0
Feb	0	0	0.8	0.25	0
Mar	0	1	0	2.25	0.1
Apr		0.3	0	1.2	0
May		0.3	0.7	1.19	0
June		0.3	0.5	1.63	0
Jul		0	0.2	0	0
Aug		0.1	0.25	0	0
Sep		1	1.25	0	0
Oct		0	0.5	0.25	0
Nov		0	0	1.2	0
Dec		0	1	1.5	0



VN Verification – Online

Month	Total 2023	Total 2022	Total 2021	Total 2020	Total 2019
Jan	0.8	1.4	0.2	0.4	0.7
Feb	1.1	1.1	0.5	0.5	0.75
Mar	1.3	1.25	0.6	0.6	0.25
Apr		0.4	0.6	1	0.75
May		0.8	0.8	0.8	0.6
June		0.8	0.7	0.9	0.9
Jul		0.7	1.3	0.08	0.25
Aug		1.1	0.6	0.08	0.6
Sep		1.9	0	0.6	0
Oct		0.7	0.2	1.1	0.75
Nov		0.6	0.7	1	1.5
Dec		0.8	0.8	1.9	0.85

VN Verification – In House

Month	Total 2023	Total 2022	Total 2021	Total 2020	Total 2019
Jan	1.1	1.4	1.7	1.4	1.84
Feb	1.4	1.4	1.5	1.25	1.3
Mar	1.5	1.3	0.7	1.25	2.22
Apr		0.9	1.7	1.5	2
May		0.8	1.75	1.35	1.6
June		0.8	1.3	1.6	1.25
Jul		1.3	1.5	1.6	1.25
Aug		1.6	1.2	1.5	1.25
Sep		2.3	0.4	1.6	1.25
Oct		1	0.6	1.9	1.5
Nov		1.2	1.4	1.8	1
Dec		0.5	1.5	2.5	1.25

VN Endorsements – Online

Month	Total 2023	Total 2022	Total 2021	Total 2020	Total 2019
Jan	0.8	0.9	2.6	1	0.75
Feb	1.1	1	1.8	0.75	0.75
Mar	1.4	0.9	1.5	1	0.5
Apr		0.9	1.3	1	0.42
May		1.4	1.3	0.8	0.57
June		1.7	1.4	1	0.8
Jul		1.5	1.1	0.7	0.8
Aug		0.9	0.8	1.1	0.4
Sep		1.4	1	0.7	0.25
Oct		2	0.7	0.7	0.5
Nov		1.1	1.1	1.1	0
Dec		0.8	0.6	1.3	0.8

VN Endorsements – In House

Month	Total 2023	Total 2022	Total 2021	Total 2020	Total 2019
Jan	0.8	0.25	0	1	0.74
Feb	0.4	0.25	0	0.75	0.75
Mar	0	0	0	1	0.5
Apr		0.65	0	1	0.42
May		0	0	0.8	0.5
June		0	1	1	0.8
Jul		0	0	0	0.8
Aug		0	0	0	0.4
Sep		0	0.5	0	0.25
Oct		0	0.1	0	0.5
Nov		0	0.3	0	0
Dec		0	0	0	0.8

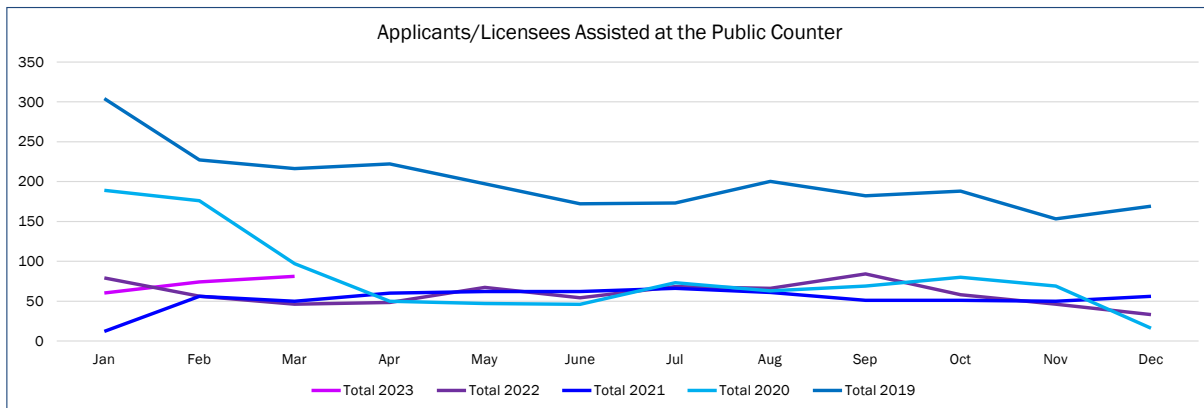
VN Initial Licensure

Month	Total 2023	Total 2022	Total 2021	Total 2020	Total 2019
Jan	0	0.5	0	0	0.8
Feb	0.07	0.03	0	0	0.4
Mar	0	0	0	0	0
Apr		0	0	0	1.14
May		0	0	0	0.15
June		0	0	0	0.25
Jul		0	0	0	0.25
Aug		0	0	0	0
Sep		0	0	0	0
Oct		0	0	0	0
Nov		0	0	0	0
Dec		0	0	0	0

PT Initial Licensure

Month	Total 2023	Total 2022	Total 2021	Total 2020	Total 2019
Jan	0	0	0	0	0
Feb	0	0	0	0	0
Mar	0	0	0	0	0
Apr		0	0	0	0
May		0	0	0	0
June		0	0	0	0
Jul		0	0	0	0
Aug		0	0	0	0
Sep		0	0	0	0
Oct		0	0	0	0
Nov		0	0	0	0
Dec		0	0	0	0

**BVNPT Licensing Division Statistics
January 2019 through March 31, 2023
Public Counter and Customer Service**



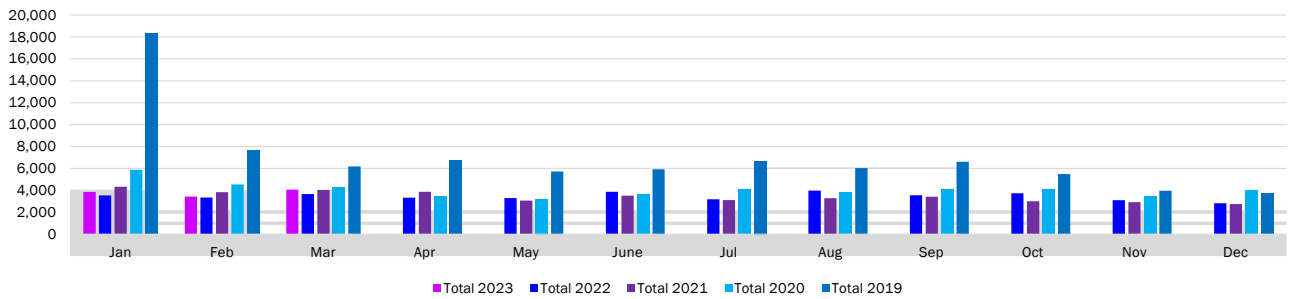
Temporary Licenses Issued at the Public Counter

Month	Total 2023	Total 2022	Total 2021	Total 2020	Total 2019
Jan	0	0	0	0	1
Feb	0	0	0	0	1
Mar	0	0	0	0	0
Apr		0	0	0	0
May		0	0	0	0
June		0	0	0	0
Jul		0	0	0	0
Aug		0	0	0	0
Sep		0	0	0	0
Oct		0	0	0	0
Nov		0	0	0	0
Dec		0	0	0	0
Total	0	0	0	0	2

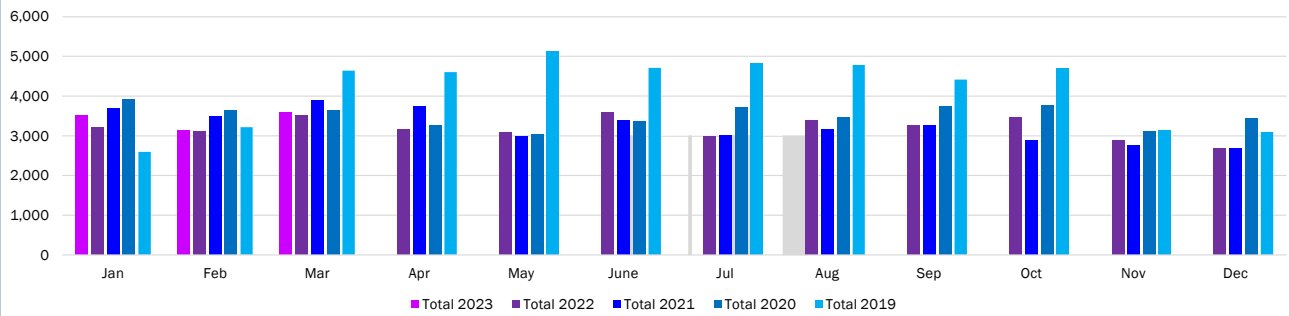
Incoming Emails to the General BVNPT Email Box

Month	Total 2023	Total 2022	Total 2021	Total 2020	Total 2019
Jan	1,577	1,313	1,671	1,279	2,594
Feb	1,481	1,367	1,502	1,004	1,551
Mar	1,690	1,601	1,442	1,544	1,279
Apr		1,520	1,214	1,477	1,154
May		1,367	1,302	994	1,070
June		1,678	1,271	1,443	1,120
Jul		1,486	1,504	1,370	982
Aug		1,616	1,433	1,311	1,016
Sep		1,405	1,416	1,410	1,305
Oct		1,030	1,435	1,257	1,685
Nov		1,125	1,004	1,034	662
Dec		1,245	1,119	977	1,047
Total	4,748	16,753	16,313	15,100	15,465

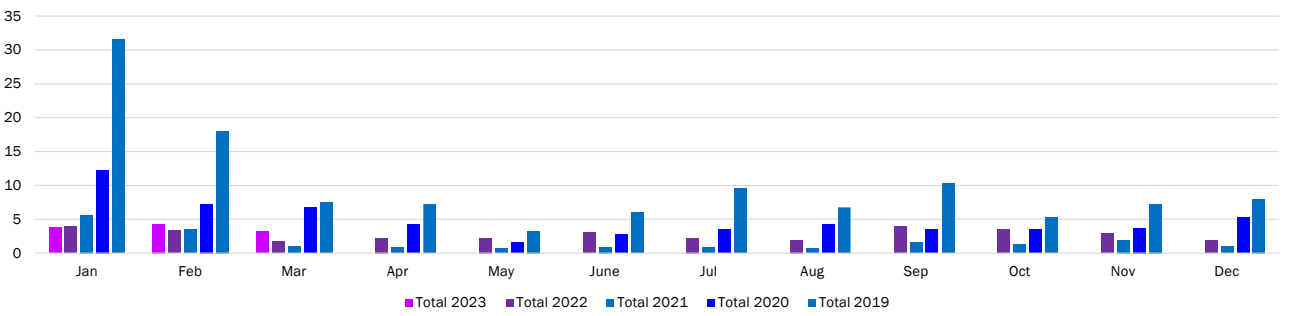
Incoming Telephone Calls



Incoming Calls Answered



Average Time on Hold in Minutes



Cashiering

In House Processed Payments - VN Renewal

Month	Total 2023	Total 2022	Total 2021	Total 2020	Total 2019
Jan	35	37	45	80	141
Feb	50	39	40	59	106
Mar	27	36	39	55	94
Apr		37	92	66	107
May		37	42	49	132
June		46	31	47	243
Jul		31	46	75	124
Aug		38	48	46	96
Sep		46	43	68	79
Oct		41	50	46	85
Nov		44	31	57	75
Dec		48	30	43	80
Total	112	480	537	691	1,362

Online Processed Payments - VN Renewal

Month	Total 2023	Total 2022	Total 2021	Total 2020	Total 2019
Jan	4,611	4,686	4,770	4,463	4,092
Feb	3,974	3,869	3,756	3,462	3,680
Mar	4,124	4,082	4,057	3,936	3,717
Apr		3,816	4,013	3,952	3,680
May		3,891	3,767	2,923	3,081
June		4,027	3,999	2,030	2,204
Jul		4,015	3,929	4,104	3,746
Aug		4,416	4,290	4,060	4,108
Sep		4,287	4,051	4,221	3,873
Oct		4,243	4,124	4,490	4,165
Nov		4,141	4,134	3,875	3,718
Dec		3,954	3,894	3,937	3,725
Total	12,709	49,427	48,784	45,453	43,789

In House Processed Payments - PT Renewal

Month	Total 2023	Total 2022	Total 2021	Total 2020	Total 2019
Jan	1	3	7	5	7
Feb	4	4	1	7	11
Mar	9	3	3	3	12
Apr		3	9	4	14
May		5	4	6	12
June		2	1	3	16
Jul		1	5	7	12
Aug		4	5	8	12
Sep		2	1	1	13
Oct		4	6	7	9
Nov		6	2	3	8
Dec		8	1	8	9
Total	14	45	45	62	135

Online Processed Payments - PT Renewal

Month	Total 2023	Total 2022	Total 2021	Total 2020	Total 2019
Jan	362	393	386	413	382
Feb	278	330	335	342	315
Mar	365	393	356	375	363
Apr		348	336	367	336
May		339	387	302	331
June		343	353	205	199
Jul		379	385	392	390
Aug		366	416	366	390
Sep		361	364	386	332
Oct		364	341	369	365
Nov		359	331	364	302
Dec		333	312	331	341
Total	1,005	4,308	4,302	4,212	4,046

In House Processed Payments - VN Examinations

Month	Total 2023	Total 2022	Total 2021	Total 2020	Total 2019
Jan	58	56	46	134	85
Feb	41	39	108	82	163
Mar	36	51	51	161	159
Apr		86	77	68	204
May		50	38	52	219
June		47	48	57	134
Jul		50	51	92	209
Aug		51	43	78	166
Sep		45	29	76	58
Oct		61	69	124	99
Nov		36	27	70	88
Dec		32	24	59	95
Total	135	604	611	1,053	1,679

Online Processed Payments - VN Examinations

Month	Total 2023	Total 2022	Total 2021	Total 2020	Total 2019
Jan	620	557	454	418	397
Feb	628	683	525	512	344
Mar	613	720	687	500	399
Apr		693	615	542	385
May		794	692	728	632
June		797	750	704	453
Jul		511	556	618	459
Aug		652	674	601	662
Sep		838	700	633	504
Oct		494	495	466	482
Nov		542	545	546	456
Dec		850	754	614	575
Total	1,861	8,131	7,447	6,882	5,748

In House Processed Payments - PT Examinations

Month	Total 2023	Total 2022	Total 2021	Total 2020	Total 2019
Jan	19	20	0	34	22
Feb	1	7	21	11	0
Mar	0	3	1	0	2
Apr		0	0	0	1
May		16	0	5	26
June		3	0	0	2
Jul		0	1	0	1
Aug		2	2	24	23
Sep		18	16	2	4
Oct		0	0	0	7
Nov		0	0	0	1
Dec		1	20	1	0
Total	20	70	61	77	89

Online Processed Payments - PT Examinations

Month	Total 2023	Total 2022	Total 2021	Total 2020	Total 2019
Jan	18	6	26	34	36
Feb	9	4	5	6	11
Mar	7	4	11	5	9
Apr		6	4	13	33
May		51	20	39	42
June		36	45	13	40
Jul		26	14	14	34
Aug		48	27	37	33
Sep		29	12	17	8
Oct		3	8	27	6
Nov		2	8	7	7
Dec		51	63	100	68
Total	34	266	243	312	327

In House Processed Payments - VN Reexaminations

Month	Total 2023	Total 2022	Total 2021	Total 2020	Total 2019
Jan	6	9	6	8	39
Feb	6	4	2	3	48
Mar	7	2	2	9	47
Apr		4	9	10	33
May		2	7	8	42
June		3	7	4	40
Jul		4	7	7	24
Aug		2	5	7	15
Sep		3	4	15	10
Oct		7	5	12	10
Nov		5	2	5	9
Dec		5	7	3	6
Total	19	50	63	91	323

Online Processed Payments - VN Reexaminations

Month	Total 2023	Total 2022	Total 2021	Total 2020	Total 2019
Jan	613	408	449	377	284
Feb	594	380	362	324	325
Mar	512	454	528	412	444
Apr		420	457	471	392
May		389	406	409	352
June		448	373	360	327
Jul		448	375	385	344
Aug		506	405	410	349
Sep		464	411	405	327
Oct		416	420	423	314
Nov		418	341	336	300
Dec		394	321	300	236
Total	1,719	5,145	4,848	4,612	3,994

In House Processed Payments - PT Reexaminations

Month	Total 2023	Total 2022	Total 2021	Total 2020	Total 2019
Jan	0	0	1	1	7
Feb	0	0	0	1	5
Mar	0	0	0	2	6
Apr		0	0	1	13
May		1	0	1	12
June		0	0	1	9
Jul		0	0	0	9
Aug		1	0	0	10
Sep		0	0	1	6
Oct		0	1	0	2
Nov		0	0	1	4
Dec		0	0	0	2
Total	0	2	2	9	85

Online Processed Payments - PT Reexaminations

Month	Total 2023	Total 2022	Total 2021	Total 2020	Total 2019
Jan	19	20	22	25	15
Feb	15	15	14	11	16
Mar	20	21	22	19	23
Apr		6	20	22	15
May		18	15	25	12
June		17	19	14	11
Jul		6	11	29	13
Aug		14	20	12	21
Sep		19	17	24	22
Oct		18	8	14	14
Nov		14	14	21	25
Dec		14	6	14	15
Total	54	182	188	230	202

In House Processed Payments - VN Interim Permit

Month	Total 2023	Total 2022	Total 2021	Total 2020	Total 2019
Jan	0	0	0	0	4
Feb	0	0	0	0	5
Mar	0	0	0	0	0
Apr		0	0	0	3
May		0	0	1	3
June		0	0	0	0
Jul		2	0	0	0
Aug		1	0	0	0
Sep		0	0	0	0
Oct		0	0	0	0
Nov		0	0	0	0
Dec		0	0	0	0
Total	0	3	0	1	15

Online Processed Payments - VN Interim Permit

Month	Total 2023	Total 2022	Total 2021	Total 2020	Total 2019
Jan	22	46	34	9	16
Feb	15	37	12	7	9
Mar	15	36	21	24	12
Apr		23	22	37	7
May		50	48	36	25
June		63	25	32	20
Jul		30	12	25	14
Aug		45	15	10	12
Sep		27	25	26	34
Oct		17	28	19	6
Nov		26	35	35	6
Dec		27	45	45	3
Total	52	427	322	305	164

In House Processed Payments - VN Verification

Month	Total 2023	Total 2022	Total 2021	Total 2020	Total 2019
Jan	34	19	30	31	31
Feb	29	30	29	39	42
Mar	32	20	47	25	32
Apr		21	59	30	56
May		20	34	31	41
June		22	38	30	37
Jul		23	27	30	73
Aug		22	32	37	49
Sep		30	25	40	31
Oct		33	29	36	36
Nov		29	14	32	23
Dec		31	21	30	38
Total	95	300	385	391	489

Online Processed Payments - VN Verification

Month	Total 2023	Total 2022	Total 2021	Total 2020	Total 2019
Jan	172	190	151	112	88
Feb	139	194	124	110	89
Mar	205	209	253	110	130
Apr		220	195	93	91
May		198	180	122	128
June		204	216	102	117
Jul		224	200	121	125
Aug		205	228	127	125
Sep		174	217	117	106
Oct		194	155	147	125
Nov		132	172	144	86
Dec		153	165	163	81
Total	516	2,297	2,256	1,468	1,291

In House Processed Payments - VN Initial Licensure

Month	Total 2023	Total 2022	Total 2021	Total 2020	Total 2019
Jan	2	0	0	1	17
Feb	1	0	3	2	36
Mar	2	2	3	2	20
Apr		0	7	2	23
May		4	1	4	8
June		0	3	0	3
Jul		6	1	0	10
Aug		3	2	1	6
Sep		3	1	4	4
Oct		1	0	3	3
Nov		1	1	1	5
Dec		2	2	0	3
Total	5	22	24	20	138

Online Processed Payments - VN Initial Licensure

Month	Total 2023	Total 2022	Total 2021	Total 2020	Total 2019
Jan	773	489	548	510	474
Feb	634	509	500	454	540
Mar	955	759	626	534	545
Apr		654	616	464	561
May		595	576	413	506
June		639	579	582	581
Jul		672	689	686	678
Aug		659	581	643	605
Sep		569	541	649	554
Oct		689	591	647	677
Nov		617	561	499	550
Dec		719	582	441	506
Total	2,362	7,570	6,990	6,522	6,777

In House Processed Payments - PT Initial Licensure

Month	Total 2023	Total 2022	Total 2021	Total 2020	Total 2019
Jan	0	0	0	0	3
Feb	0	0	0	0	7
Mar	0	0	0	2	3
Apr		0	0	0	3
May		0	0	0	1
June		0	0	0	0
Jul		0	1	0	0
Aug		0	2	0	0
Sep		0	0	0	0
Oct		0	0	0	1
Nov		0	0	0	0
Dec		0	0	0	0
Total	0	0	3	2	18

Online Processed Payments - PT Initial Licensure

Month	Total 2023	Total 2022	Total 2021	Total 2020	Total 2019
Jan	17	14	40	17	19
Feb	43	20	43	26	57
Mar	29	39	36	33	50
Apr		14	26	17	24
May		9	21	32	17
June		13	15	21	15
Jul		34	19	24	40
Aug		32	32	32	30
Sep		15	19	21	53
Oct		16	26	35	53
Nov		41	18	18	26
Dec		19	15	12	26
Total	89	266	310	288	410

